



Republic of the Philippines  
**COMMISSION ON AUDIT**  
Commonwealth Avenue, Quezon City, Philippines  
**CORPORATE GOVERNMENT SECTOR**  
Cluster 1 – Banking and Credit

May 30, 2017

**Mr. MANUEL H. LOPEZ**  
President and CEO  
LBP Leasing and Finance Corporation  
15<sup>th</sup>/F SSHG Law Center, 105 Paseo de Roxas  
Legaspi Village, Makati City

**Dear Sir:**

Pursuant to Section 2, Article IX-D of the Philippine Constitution and Section 43 of Presidential Decree No. 1445, otherwise known as the Government Auditing Code of the Philippines, we transmit herewith our report on the results of audit of the accounts and transactions of **LBP Leasing and Finance Corporation (LLFC)** for the years ended December 31, 2016 and 2015.

The report consists of Independent Auditor's Report, Audited Financial Statements, Observations and Recommendations and Status of Implementation of Prior Years' Audit Recommendations.

The Auditor expressed an unmodified opinion on the fairness of presentation of the financial statements of LLFC for the years ended December 31, 2016 and 2015.

The audit observation together with the recommended course of action which were discussed by the Audit Team with concerned Management officials and staff during the exit conference conducted on May 9, 2017 are discussed in Part II of the report.

We respectfully request that the recommendations contained in Parts II and III of the report be implemented and that this Commission be informed of the actions taken thereon by accomplishing the Agency Action Plan and Status of Implementation Form and returning the same to us within 60 days from the date of receipt.

We acknowledge the support and cooperation that the Management extended to the Audit Team, thus, facilitating the completion of the report.

Very truly yours,

**COMMISSION ON AUDIT**

By:

**ADELA L. DONDONILLA**  
Director IV  
Cluster Director

**Copy furnished:**

The President of the Republic of the Philippines  
The Vice President  
The President of the Senate  
The Speaker of the House of Representatives  
The Chairperson – Senate Finance Committee  
The Chairperson – Appropriations Committee

The Secretary of the Department of Budget and Management  
The Governance Commission for Government-Owned or Controlled Corporations  
The Presidential Management Staff, Office of the President  
The UP Law Center  
The National Library

Raph Jason  
6-2-17  
Antina



Republic of the Philippines  
**COMMISSION ON AUDIT**  
Commonwealth Ave., Quezon City  
**CORPORATE GOVERNMENT SECTOR**  
CLUSTER 1 – BANKING AND CREDIT

## INDEPENDENT AUDITOR'S REPORT

**The Board of Directors**  
**LBP Leasing and Finance Corporation**  
15<sup>th</sup> Floor, SSHG Law Center  
105 Paseo de Roxas  
Legaspi Village, Makati City

We have audited the accompanying financial statements of **LBP Leasing and Finance Corporation** (a wholly-owned subsidiary of Land Bank of the Philippines), which comprise the statements of financial position as at December 31, 2016 and 2015, and the statements of comprehensive income, statements of changes in equity and statements of cash flows for the years then ended, and a summary of significant accounting policies and other explanatory information.


### Management's Responsibility for the Financial Statements

Management is responsible for the preparation and fair presentation of these financial statements in accordance with Philippine Financial Reporting Standards, and for such internal control as management determines is necessary to enable the preparation of financial statements that are free from material misstatement, whether due to fraud or error.

### Auditor's Responsibility

Our responsibility is to express an opinion on these financial statements based on our audits. We conducted our audits in accordance with Philippine Public Sector Standards on Auditing. Those standards require that we comply with ethical requirements and plan and perform the audit to obtain reasonable assurance about whether the financial statements are free from material misstatement.

An audit involves performing procedures to obtain audit evidence about the amounts and disclosures in the financial statements. The procedures selected depend on the auditor's judgment, including the assessment of the risks of material misstatement of the financial statements, whether due to fraud or error. In making those risk assessments, the auditor considers internal control relevant to the entity's preparation and fair presentation of the financial statements in order to design audit procedures that are appropriate in the circumstances, but not for the purpose of expressing an opinion on the effectiveness of the entity's internal control. An audit also includes evaluating the appropriateness of accounting policies used and the reasonableness of accounting estimates made by management, as well as evaluating the overall presentation of the financial statements.




We believe that the audit evidence we have obtained is sufficient and appropriate to provide a basis for our audit opinion.


**Opinion**

In our opinion, the financial statements present fairly, in all material respects, the financial position of **LBP Leasing and Finance Corporation** as at December 31, 2016 and 2015 and its financial performance and its cash flows for the years then ended in accordance with Philippine Financial Reporting Standards.

**COMMISSION ON AUDIT**

  
**CORA D. MARQUEZ**  
Supervising Auditor

9 May 2017





**LBP LEASING AND FINANCE CORPORATION**  
(A LANDBANK SUBSIDIARY)

**STATEMENT OF MANAGEMENT'S RESPONSIBILITY FOR FINANCIAL STATEMENTS**

The management of **LBP LEASING AND FINANCE CORPORATION** is responsible for the preparation and fair presentation of the financial statements including the schedules attached therein, for the years ended December 31, 2015 and 2016, in accordance with the prescribed financial reporting framework indicated therein, and for such internal control as management determines is necessary to enable the preparation of the financial statements that are free from material misstatement, whether due to fraud or error.

In preparing the financial statements, management is responsible for assessing the Company's ability to continue as a going concern, disclosing, as applicable matters related to going concern and using the going concern basis of accounting unless management either intends to liquidate the Company or to cease operations, or has no realistic alternative to do so.

The Board of Directors is responsible for overseeing the Company's financial reporting process.

The Board of Directors reviews and approves the financial statements including the schedules attached therein, and submits the same to the stockholders or members.

The Commission on Audit, the independent auditors, has audited the financial statements of the company in accordance with Philippine Public Sector Standards on Auditing, and in its report to the stockholders, has expressed its opinion on the fairness of presentation upon completion of such audit.

Signature: \_\_\_\_\_  
**ALEX V. BUENAVENTURA**  
Chairman of the Board

Signature: \_\_\_\_\_  
**MANUEL H. LOPEZ**  
President/CEO

Signature: \_\_\_\_\_  
**MA. LOURDES C. GONZAGA**  
VP/Chief Financial Officer

Signed this 9<sup>th</sup> day of MAY 2017

15/F SycipLaw Center, No. 165 Pasco de Roxas, Makati City 1223, Philippines  
Trunkline No.: 818-2200 • Fax No.: 819-6176 • Website: www.lbpleasing.com

RECEIVED  
LARGE TAXPAYERS SERVICE  
LARGE TAXPAYERS ASSISTANCE DIVISION  
Date JUN 21 2017 SCES  
ELMER B. TANAY



# **LBP LEASING AND FINANCE CORPORATION**

(A LANDBANK SUBSIDIARY)

## **CERTIFICATE ON THE COMPILATION SERVICES FOR THE PREPARATION OF THE FINANCIAL STATEMENTS AND NOTES TO THE FINANCIAL STATEMENTS**

I hereby certify that I am a Certified Public Accountant (CPA) who performed the compilation services related to the preparation and presentation of financial information of **LBP Leasing and Finance Corporation** in accordance with the Philippine Financial Reporting Standards Framework and reports as required by accounting and auditing standards for the period ending December 31, 2016.

In discharging this responsibility, I hereby declare that I am the Head of the Accounting Unit/Chief Accountant of **LBP Leasing and Finance Corporation**.

Furthermore, in my compilation services for the preparation of the Financial Statements and Notes to the Financial Statements, I was not assisted by or did not avail of the services of the **Commission on Audit** who is the external auditor who rendered the audit opinion for the said Financial Statements and Notes to the Financial Statements.

I hereby declare, under penalties of perjury and violation of Republic Act No. 9298, that my statements are true and correct.

**DONNABELLE D. PONCE**

PROFESSIONAL IDENTIFICATION CARD NO. 111767

VALID UNTIL SEPTEMBER 12, 2018


Application filed on September 30, 2016 and is pending at BRC

|  |             |      |
|--|-------------|------|
| BUREAU OF INTERNAL REVENUE<br>LARGE TAXPAYERS SERVICE<br>LARGE TAXPAYERS ASSISTANCE DIVISION |             |      |
| Date   | JUN 21 2017 | SCES |
| ELMER B. TANAY   |             |      |

**LBP LEASING AND FINANCE CORPORATION**  
(Formerly LBP Leasing Corporation)  
(A wholly-owned subsidiary of Land Bank of the Philippines)  
**STATEMENTS OF FINANCIAL POSITION**  
December 31, 2016 and 2015  
(In Philippine Peso)

|  | Note     | 2016                 | 2015<br>As restated  |
|--|----------|----------------------|----------------------|
| <b>ASSETS</b>                                    |          |                      |                      |
| <b>Current assets</b>                            |          |                      |                      |
| Cash and cash equivalents                        | 6        | 42,510,620           | 42,977,083           |
| Loans and receivables-net                        | 8,14     | 1,335,550,884        | 1,288,308,625        |
| Other current assets-net                         | 13       | 10,501,014           | 7,472,284            |
|  |          | <b>1,388,562,518</b> | <b>1,338,757,992</b> |
| <b>Non-current assets</b>                        |          |                      |                      |
| Loans and receivables-net                        | 8,14     | 2,068,265,672        | 2,086,877,928        |
| Investment property-net                          | 9,14     | 20,106,679           | 6,397,440            |
| Equipment and other property for lease           | 10       | 409,975,702          | 436,601,435          |
| Property and equipment                           | 11       | 28,243,765           | 30,285,046           |
| Non-current assets held for sale-net             | 12,14    | 3,012,091            | 3,299,865            |
| Other non-current assets                         | 13       | 1,290,559            | 1,367,806            |
| Deferred tax asset                               | 23       | 55,772,204           | 61,417,734           |
|  |          | <b>2,586,666,672</b> | <b>2,626,247,254</b> |
| <b>TOTAL ASSETS</b>                              |          | <b>3,975,229,190</b> | <b>3,965,005,246</b> |
| <b>LIABILITIES AND EQUITY</b>                    |          |                      |                      |
| <b>LIABILITIES</b>                               |          |                      |                      |
| <b>Current liabilities</b>                       |          |                      |                      |
| Bills payable                                    | 15       | 1,180,120,000        | 996,800,000          |
| Deposit on lease contracts                       | 20       | 121,878,183          | 134,552,487          |
| Trade and other payables                         | 16       | 106,761,764          | 111,995,971          |
| Income tax payable                               | 23       | 19,692,766           | 12,309,187           |
|  |          | <b>1,428,452,713</b> | <b>1,255,657,645</b> |
| <b>Non-current liabilities</b>                   |          |                      |                      |
| Bills payable                                    | 15       | 998,434,167          | 1,200,959,295        |
| Deposit on lease contracts                       | 20       | 121,313,597          | 99,157,443           |
| Retirement liability                             | 21(b),29 | 8,199,926            | 7,032,962            |
|  |          | <b>1,127,947,690</b> | <b>1,307,149,700</b> |
|  |          | <b>2,556,400,403</b> | <b>2,562,807,345</b> |
| <b>Equity</b>                                    |          |                      |                      |
| Capital stock                                    | 17(a)    |                      |                      |
| Issued capital                                   |          | 485,552,550          | 485,552,550          |
| Additional paid-in capital                       |          | 113,970,900          | 113,970,900          |
| Treasury stock                                   |          | (30)                 | (10)                 |
|  |          | <b>599,523,420</b>   | <b>599,523,440</b>   |
| Retained earnings                                | 17(b)    |                      |                      |
| Appropriated                                     |          | 600,000,000          | 600,000,000          |
| Unappropriated                                   |          | 219,416,891          | 209,409,067          |
|  |          | <b>819,416,891</b>   | <b>809,409,067</b>   |
| Accumulated other comprehensive income (loss)    |          |                      |                      |
| Unrealized loss on available for sale securities | 7        | 0                    | (5,825,000)          |
| Remeasurement of retirement benefit obligation   | 21(b)    | (111,524)            | (909,606)            |
|  |          | <b>(111,524)</b>     | <b>(6,734,606)</b>   |
|  |          | <b>1,418,828,787</b> | <b>1,402,197,901</b> |
| <b>TOTAL LIABILITIES AND EQUITY</b>              |          | <b>3,975,229,190</b> | <b>3,965,005,246</b> |

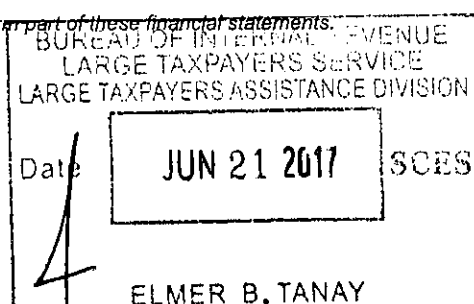
The Notes on pages 8 to 73 form part of these financial statements



**LBP LEASING AND FINANCE CORPORATION**  
 (Formerly LBP Leasing Corporation)  
 (A wholly-owned subsidiary of Land Bank of the Philippines)  
**STATEMENTS OF COMPREHENSIVE INCOME**  
 For the years ended December 31, 2016 and 2015  
 (In Philippine Peso)

|   | Note      | 2016               | 2015<br>As restated |
|---|-----------|--------------------|---------------------|
| <b>INTEREST INCOME</b>                                      |           |                    |                     |
| Leases  | 8, 20     | 273,905,140        | 319,526,503         |
| Loans   | 8         | 120,728,188        | 140,476,646         |
| Deposits in banks   | 6         | 118,460            | 149,873             |
| Others  | 6, 8      | 245,175            | 49,092              |
|   |           | 394,996,963        | 460,202,114         |
| <b>INTEREST EXPENSE</b>                                     |           |                    |                     |
| Borrowed funds  | 15        | 61,468,508         | 65,882,808          |
| <b>NET INTEREST INCOME</b>                                  |           | <b>333,528,455</b> | <b>394,319,306</b>  |
| <b>OTHER INCOME</b>   |           |                    |                     |
| Operating leases  | 20        | 46,140,175         | 45,236,905          |
| Other income  | 18        | 24,306,298         | 7,777,710           |
|   |           | 70,446,473         | 53,014,615          |
| <b>DIRECT EXPENSES</b>                                      |           |                    |                     |
| Security, messengerial, janitorial and contractual services | 20        | 136,155,682        | 131,687,061         |
| Provision for credit and impairment losses                  | 14        | 21,620,000         | 18,000,000          |
| Compensation and fringe benefits - Marketing operations     | 21(a)     | 11,874,293         | 11,753,160          |
| Insurance   |           | 9,297,113          | 9,162,451           |
| Depreciation-equipment and other property for lease         | 10        | 7,630,917          | 7,630,917           |
| Repairs and maintenance                                     |           | 6,505,927          | 4,530,335           |
| Documentary stamp used                                      |           | 5,393,381          | 4,383,067           |
| Transfer mortgage and registration fees                     |           | 1,382,738          | 1,200,442           |
|   |           | 199,860,051        | 188,347,433         |
| <b>GROSS INCOME</b>   |           | <b>204,114,877</b> | <b>258,986,488</b>  |
| <b>GENERAL AND ADMINISTRATIVE EXPENSES</b>                  |           |                    |                     |
| Taxes and licenses  |           | 21,803,737         | 22,830,631          |
| Compensation and fringe benefits                            | 21(a)     | 19,233,820         | 18,366,172          |
| Litigation/assets acquired expenses                         |           | 3,524,528          | 5,661,575           |
| Depreciation/amortization                                   | 11        | 2,926,942          | 4,121,249           |
| Insurance   |           | 423,009            | 548,050             |
| Other expenses  | 19        | 18,304,172         | 17,448,485          |
|   |           | 66,216,208         | 68,976,162          |
| <b>NET INCOME BEFORE INCOME TAX</b>                         |           | <b>137,898,669</b> | <b>190,010,326</b>  |
| Income tax expense  | 23        | 47,390,845         | 44,441,718          |
| <b>NET INCOME</b>   |           | <b>90,507,824</b>  | <b>145,568,608</b>  |
| <b>OTHER COMPREHENSIVE INCOME/(LOSS)</b>                    |           |                    |                     |
| <i>Item that will not be reclassified to profit or loss</i> |           |                    |                     |
| Remeasurement gain/(loss) on retirement benefit obligation  | 21(b)     | 798,082            | (909,606)           |
| <b>TOTAL COMPREHENSIVE INCOME</b>                           |           | <b>91,305,906</b>  | <b>144,659,002</b>  |
| <b>EARNINGS PER SHARE</b>                                   | <b>26</b> | <b>P1.86</b>       | <b>P3.00</b>        |


The Notes on pages 8 to 73 form part of these financial statements.



**LBP LEASING AND FINANCE CORPORATION**  
(Formerly LBP Leasing Corporation)  
(A wholly-owned subsidiary of Land Bank of the Philippines)  
**STATEMENTS OF CHANGES IN EQUITY**  
For the years ended December 31, 2016 and 2015  
(In Philippine Peso)

|   | Issued<br>Capital  | Additional<br>Paid-in Capital<br>Note 17(a) | Treasury<br>Stock | Retained Earnings            |                    | Accumulated Other<br>Comprehensive<br>Gains/(Losses) | Total                |
|---|--------------------|---|-------------------|------------------------------|--------------------|--|----------------------|
|   |                    |   |                   | Unappropriated<br>Note 17(b) | Appropriated       |  |                      |
| Balance, 31 December<br>2014, as previously stated        | 485,552,550        | 113,970,900                                 | 0                 | 731,351,192                  | 0                  | (4,428,358)  | 1,326,446,284        |
| Prior period adjustments                                  |                    |   |                   |                              |                    | (1,747,500)  | (1,747,500)          |
| Transitional adjustments-<br>Retirement liability         |                    |   |                   | 4,788,042                    |                    | 350,858  | 5,138,900            |
| <b>Balance, 31 December<br/>2014, as restated</b>         | <b>485,552,550</b> | <b>113,970,900</b>                          | <b>0</b>          | <b>736,139,234</b>           | <b>0</b>           | <b>(5,825,000)</b>                                   | <b>1,329,837,684</b> |
| Appropriation for<br>business expansion                   |                    |   |                   | (600,000,000)                | 600,000,000        |  | 0                    |
| Declaration of cash dividend<br>to National Government    |                    |   |                   | (72,298,775)                 |                    |  | (72,298,775)         |
| Reacquisition of common<br>stock                          |                    |   | (10)              |                              |                    |  | (10)                 |
| Net income for the year, as<br>restated                   |                    |   |                   | 145,568,608                  |                    |  | 145,568,608          |
| Remeasurement loss on<br>retirement benefit<br>obligation |                    |   |                   |                              |                    | (909,606)  | (909,606)            |
| <b>Balance, 31 December<br/>2015, as restated</b>         | <b>485,552,550</b> | <b>113,970,900</b>                          | <b>(10)</b>       | <b>209,409,067</b>           | <b>600,000,000</b> | <b>(6,734,606)</b>                                   | <b>1,402,197,901</b> |
| Declaration of cash dividend<br>to National Government    |                    |   |                   | (80,500,000)                 |                    |  | (80,500,000)         |
| Reacquisition of common<br>stock                          |                    |   | (20)              |                              |                    |  | (20)                 |
| Net income for the year                                   |                    |   |                   | 90,507,824                   |                    |  | 90,507,824           |
| Unrealized loss on Available<br>for sale securities       |                    |   |                   |                              |                    | 5,825,000  | 5,825,000            |
| Remeasurement gain on<br>retirement benefit<br>obligation |                    |   |                   |                              |                    | 798,082  | 798,082              |
| <b>Balance, 31 December<br/>2016</b>                      | <b>485,552,550</b> | <b>113,970,900</b>                          | <b>(30)</b>       | <b>219,416,891</b>           | <b>600,000,000</b> | <b>(111,524)</b>                                     | <b>1,418,828,787</b> |

*The Notes on pages 8 to 73 form part of these financial statements.*






**LBP LEASING AND FINANCE CORPORATION**  
 (Formerly LBP Leasing Corporation)  
 (A wholly-owned subsidiary of Land Bank of the Philippines)  
**STATEMENTS OF CASH FLOWS**  
 For the years ended December 31, 2016 and 2015  
 (In Philippine Peso)

|   | Note | 2016                | 2015<br>As restated  |
|---|------|---------------------|----------------------|
| <b>CASH FLOWS FROM OPERATING ACTIVITIES</b>                 |      |                     |                      |
| Receipt of interest income                                  |      | 325,008,610         | 464,391,223          |
| Receipt of other income                                     |      | 30,879,380          | 6,734,692            |
| Net cash received from clients                              |      | 103,282,133         | 38,621,684           |
| Payment of expenses   |      | (271,985,620)       | (211,311,710)        |
| Payment of interest   |      | (60,401,630)        | (66,124,410)         |
| Payment of Income taxes                                     |      | (27,698,079)        | (36,346,315)         |
| <b>Net cash generated from operating activities</b>         |      | <b>99,084,794</b>   | <b>195,965,164</b>   |
| <b>CASH FLOWS FROM INVESTING ACTIVITIES</b>                 |      |                     |                      |
| Acquisition of property and equipment                       |      | (95,210)            | (659,425)            |
| Disposal of property and equipment                          |      | 249,101             | 0                    |
| <b>Net cash provided by/(used in) investing activities</b>  |      | <b>153,891</b>      | <b>(659,425)</b>     |
| <b>CASH FLOWS FROM FINANCING ACTIVITIES</b>                 |      |                     |                      |
| Proceeds from borrowings under line of credit agreement     |      | 2,024,220,000       | 1,563,300,000        |
| Payment of long term debt                                   |      | (2,043,425,128)     | (1,686,050,128)      |
| Reacquisition of shares                                     | 17a  | (20)                | (10)                 |
| Cash dividends paid   | 17b  | (80,500,000)        | (72,298,775)         |
| <b>Net cash used in financing activities</b>                |      | <b>(99,705,148)</b> | <b>(195,048,913)</b> |
| <b>NET INCREASE/(DECREASE) IN CASH AND CASH EQUIVALENTS</b> |      | <b>(466,463)</b>    | <b>256,826</b>       |
| <b>CASH AND CASH EQUIVALENTS AT BEGINNING OF YEAR</b>       | 6    | <b>42,977,083</b>   | <b>42,720,257</b>    |
| <b>CASH AND CASH EQUIVALENTS AT END OF YEAR</b>             | 6    | <b>42,510,620</b>   | <b>42,977,083</b>    |

*The Notes on pages 8 to 73 form part of these financial statements.*



**LBP LEASING AND FINANCE CORPORATION**  
(Formerly LBP Leasing Corporation)  
(A wholly-owned subsidiary of Land Bank of the Philippines)  
**NOTES TO FINANCIAL STATEMENTS**  
(All amounts in Philippine Peso, unless otherwise stated)

**1. GENERAL INFORMATION**

**1.1 Corporate Information**

The LBP Leasing and Finance Corporation, *formerly LBP Leasing Corporation*, (LLFC or "the Corporation") was registered with the Securities and Exchange Commission on March 17, 1983 under SEC Registration No. 111115. It was granted by the SEC a license to operate as a finance company on March 18, 1983.

The Corporation's name was changed from LBP Leasing Corporation (LLC) to LBP Leasing and Finance Corporation (LLFC) effective November 3, 2015.

LLFC's registered address is at the 15<sup>th</sup> Floor Sycip Law Center, No. 105 Paseo De Roxas, Makati City.

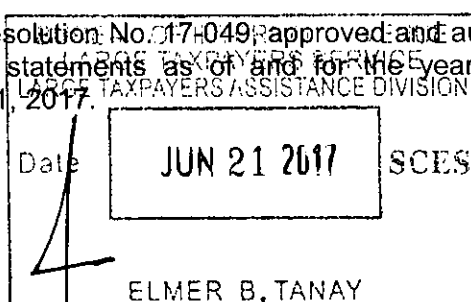
The principal activities of LLFC are as follows:

- (a) To engage in direct leasing or financial leasing and to arrange or underwrite and administer leases of all kinds of equipment, machines, vehicles, facilities, appliances and all types of personal and real property;
- (b) To engage in the business of financing merchandise particularly but not limited to appliance, automobile, and truck retail sales, agricultural machinery and equipment and to engage in the business of commercial, agricultural and industrial financing, factoring and/or leasing, in all other various forms, within and without the Republic of the Philippines;
- (c) To extend credit facilities for and otherwise assist in the establishment, operation, development, expansion and/or reorganization of industrial, commercial, agricultural and other productive or profitable enterprises;
- (d) To make loans with or without such security, as the Board of Directors may think fit within the limits allowed by law; and
- (e) To raise funds for the Corporation's operations through the issuance of debt instruments and/or securitization of its assets.

The Corporation is a wholly-owned subsidiary of Land Bank of the Philippines (LBP).

**1.2 Issuance of financial statements**

The Board of Directors (BOD), through Resolution No. 17-049 approved and authorized for issuance the Corporation's financial statements as of and for the years ended December 31, 2016 and 2015 on March 31, 2017.



## **2. SUMMARY OF SIGNIFICANT ACCOUNTING POLICIES**

### **2.1 Basis of Preparation**

The principal accounting policies adopted in the preparation of these financial statements are set out below. These policies have been consistently applied to both years presented, unless otherwise stated.

#### ***Statement of compliance***

The financial statements of the Corporation have been prepared in compliance with Philippine Financial Reporting Standards (PFRS) as issued by the Financial Reporting Standards Council, and adopted by SEC.

These financial statements are the Corporation's separate financial statements and the exemptions from consolidation of subsidiaries' financial statements have been used. LBP issues consolidated financial statements that also comply with PFRS and which are available for public use in the Philippines.

#### ***Basis of measurement***

The financial statements have been prepared under the historical cost basis, except for available-for-sale investment which has been stated at fair value.

#### ***Presentation of Financial Statements***

The financial statements are presented in accordance with Philippine Accounting Standard (PAS) 1, *Presentation of Financial Statements*. The Corporation presents all items of income and expenses in a single statement of comprehensive income.

The Corporation presents its statement of financial position broadly in order of liquidity. Analysis regarding recovery (asset) or settlement (liability) within 12 months after the statement of financial position date (current) and more than 12 months after the statement of financial position date (non-current) is presented in Note 24 to the financial statements.

#### ***Functional and Presentation Currency***

These financial statements are presented in Philippine peso, the Corporation's functional and presentation currency, and all values are rounded to the nearest peso and represent absolute amounts except when otherwise indicated.

Items included in the financial statements of the Corporation are measured using its functional currency. Functional currency is the currency of the primary economic environment in which the entity operates.

#### ***Use of judgments and estimates***

The preparation of financial statements in compliance with PFRS requires the use of certain critical accounting estimates. It also requires the management to exercise judgment in the most appropriate application of the accounting policies. The areas where

significant judgments and estimates have been made in preparing the financial statements and its effects are disclosed in Note 3.

### ***Changes in accounting policies and disclosures***

#### **a. New standards and amendments effective from January 1, 2016**

The accounting policies adopted are consistent with those of the previous financial year except for the following new standards and amendments effective for the first time from January 1, 2016:

- Amendments to PAS 1 Presentation of Financial Statements: Disclosure Initiative
  - Materiality and aggregation (An entity shall not obscure useful information by aggregating or disaggregating information and materiality considerations apply to the primary statements, notes and any specific disclosure requirements in PFRS.
  - Statement of financial position and statement of profit or loss and other comprehensive income. The list of line items to be presented in these statements can be aggregated or disaggregated as relevant. Guidance on subtotals in these statements has also been included.
  - Presentation of items of other comprehensive income ("OCI") arising from equity-accounted investments - An entity's share of OCI of equity-accounted associates and joint ventures should be presented in aggregate as single items based on whether or not it will subsequently be reclassified to profit or loss.
  - Notes - Entities have flexibility when designing the structure of the notes and guidance is introduced on how to determine a systematic order of the notes.

The amendment has no significant impact on the Corporation's financial statements.

- Amendments to PAS 27 Separate Financial Statements: Equity Method in Separate Financial Statements

PAS 27 requires an entity to account for its investments in subsidiaries, joint ventures and associates either at cost or in accordance with PAS 39 (or PFRS 9 when effective). The amendments allow an additional option for an entity to account for these investees in its separate financial statements using the equity method as described in PAS 28. The accounting option must be applied by category of investments.

The amendment has no impact on the Corporation's financial statements.

- Amendment to PAS 16, Property, Plant and Equipment PAS 38 Intangible Assets: Clarification of Acceptable Methods of Depreciation and Amortization

The amendments to PAS 16 prohibit entities from using a revenue-based depreciation method for items of property, plant and equipment. The amendments to PAS 38 introduce a rebuttable presumption that revenue is not an appropriate basis for amortisation of an intangible asset. This presumption can only be rebutted in the following two limited circumstances:

- (a) when the intangible asset is expressed as a measure of revenue; or
- (b) when it can be demonstrated that revenue and consumption of the economic benefits of the intangible asset are highly correlated.

The amendment has no impact on the Corporation's financial statements since the Corporation measures its property, plant and equipment using the cost model.

- Amendments to PAS 16 Property, Plant and Equipment and PAS 41 Agriculture: Agriculture: Bearer Plants

The amendments to PAS 16 and PAS 41 define a bearer plant and require a biological asset that meets the definition of a bearer plant to be accounted for as property, plant and equipment in accordance with PAS 16, instead of PAS 41. The produce growing on bearer plants continues to be accounted for in accordance with PAS 41.

The above amendments have no impact on the Corporation's financial statements since it does not have bearer plants.

- Amendments to PFRS 10 Consolidated Financial Statements, PAS 11 Disclosure of Interests in Other Entities, PAS 28 Investments in Associates and Joint Ventures - Investment Entities: Applying the Consolidation Exception

The amendments clarify that:

- the exemption from preparing consolidated financial statements is available to a parent entity that is subsidiary of an investment entity, even though the investment entity measures its subsidiaries at fair value in accordance with PFRS 10;
- the requirement for an investment entity to consolidate a subsidiary applies only to a subsidiary that is not itself an investment entity and whose main purpose and activities are to provide services related to the investment entity parent's investment activities;
- in applying the equity method to an associate (or joint venture) that is an investment entity, a non-investment entity investor should retain the fair value measurements that the associate (or joint venture) used for its subsidiaries; and
- an investment entity that prepares financial statements in which all of its subsidiaries are measured at fair value through profit or loss shall

present the disclosures relating to investment entities required by PFRS 12.

The above amendments have no impact on the Corporation's financial statements as it has no Investments in Associates and Joint Ventures.

- Amendments to PFRS 11 Joint Arrangements: Accounting for Acquisitions of Interests in Joint Operations

The amendments to PFRS 11 provide guidance on how to account for the acquisition of both the initial and additional interests in a joint operation that constitutes a business as defined in PFRS 3 Business Combinations. Specifically, the amendments state that the relevant principles on accounting for business combinations in PFRS 3 and other standards should be applied, to the extent that they do not conflict with the requirements of PFRS 11. The same requirements should be applied to the formation of a joint operation if and only if an existing business is contributed to the joint operation by one of the parties that participate in the joint operation.

A joint operator is also required to disclose the relevant information required by PFRS 3 and other standards for business combinations.

The amendments apply to the acquisition of an interest in an existing joint operation and also to the acquisition of an interest in a joint operation on its formation, unless the formation of the joint operation coincides with the formation of the business.

The amendments have no impact on the Corporation's financial statements.

b. New Accounting Standard Effective after the Reporting Period Ended December 31, 2016

The following is a summary of the new and revised PFRS that are not yet mandatorily effective for the year ending December 31, 2016 but early application is allowed.

- PFRS 9 Financial Instruments
- PFRS 15 Revenue from Contracts with Customers (with clarifications issued)
- PFRS 16 Leases
- Amendments to PAS 7 Statement of Cash Flows: *Disclosure Initiative*
- Amendments to PAS 12 Income Taxes: Recognition of Deferred Tax Assets for Unrealized Losses

Future adoption of the above mentioned standards will have no significant impact on the Corporation's financial statements.

- Amendments to PFRS 10 Consolidated Financial Statements and PAS 28 Investments in Associates and Joint Ventures: Sale or Contribution of Assets between an Investor and its Associate or Joint Venture

Future adoption of this standard will have no impact on the Corporation's financial statements.

#### Annual improvements to PFRS

Standards included in this cycle of improvements project comprised the following. Amendments apply for annual periods beginning on or after January 1, 2016, unless otherwise stated.

- PFRS 5 Non-current Assets Held for Sale and Discontinued Operation – Changes in methods of disposal

Provides additional guidance on when an entity reclassifies an asset (disposal group) from held-for-sale to held-for distribution to owners (or vice versa), or when held-for distribution accounting is discontinued:

- Reclassifications from held-for-sale to held-for distribution to owners (or vice versa) should not be considered changes to a plan of sale or a plan of distribution to owners, and the classification, presentation and measurement requirements applicable to the new method of disposal should be applied.
- Assets that no longer meet the criteria for held-for distribution to owners (and do not meet the criteria for held-for-sale) should be treated in the same way as assets that cease to be classified as held-for-sale.

The adoption of this amendment has no impact on the financial statements of the Corporation.

- PFRS 7 Financial Instruments: Disclosures

#### *Servicing contracts*

Provides additional guidance to clarify whether a servicing contract results in continuing involvement in a transferred asset for the purpose of determining the disclosures required.

#### *Applicability of the amendments to PFRS 7 to condensed interim financial statements*

Clarifies that the offsetting disclosures are not explicitly required for all interim periods. However, the disclosures may need to be included in condensed interim financial statements to comply with PAS 34 Interim Financial Reporting.

The adoption of the above mentioned amendments have no significant impact on the Corporation's financial statements.

- PFRS 19 Employee Benefits

Discount rate: regional market issue

Clarifies that the depth of the market for high quality corporate bonds used in estimating the discount rate for post-employment benefits should be assessed at the currency level instead of at country level.

The adoption of this amendment has no significant impact on the Corporation's financial statements.

- PAS 34 Interim Financial Reporting

Disclosure of information 'elsewhere in the interim financial report

Clarifies that the meaning of 'elsewhere in the interim report encompasses other statements besides the interim financial statements (e.g. management commentary or risk reports) that is available to users on the same terms and at the same time as the interim financial statements. Cross references between the interim financial statements and those other statements are required where disclosures are made in the latter.

The adoption of this amendment has no significant impact on the Corporation's financial statements.

## **2.2 Financial instruments**

### ***Initial recognition***

A financial asset or financial liability is recognized in the statements of financial position when the Corporation becomes a party to the contractual provisions of the instrument. In the case of a regular way purchase or sale of financial assets, recognition and derecognition, as applicable, is done using settlement date accounting.

Financial instruments are recognized initially at fair value, which is the fair value of the consideration given (in case of an asset) or received (in case of a liability). The fair value of the consideration given or received is determined by reference to the transaction price or other market prices. If such market prices are not reliably determinable, the fair value of the consideration is estimated as the sum of all future cash payments or receipts, discounted using the prevailing market rate of interest for similar instruments with similar maturities. The initial measurement of financial instruments, except for those designated at fair value through profit and loss (FVPL), includes transaction cost.

Financial instruments are classified as financial assets and financial liabilities or equity instruments in accordance with the substance of the contractual agreement.

### ***Classification of financial instruments***

The Corporation classifies its financial assets as financial assets at fair value through profit and loss (FVPL), loans and receivables, held-to-maturity (HTM) investments and available-for-sale (AFS) financial assets. Financial liabilities are classified as financial



liabilities at FVPL and other liabilities. The classification depends on the purpose for which the investments are acquired or liabilities are settled and whether these are quoted in an active market or not. Management determines the classification of its financial assets at initial recognition and, where allowed and appropriate, re-evaluates such designation at every financial reporting date.

### ***Classification of financial instruments between debt and equity***

Financial instruments are classified as liabilities or equity in accordance with the substance of the contractual agreement. Interest relating to a financial instrument or a component that is a financial liability, are reported as expenses.

A financial instrument is classified as debt if it provides for a contractual obligation to deliver cash or other financial assets to another entity; or exchange financial assets or financial liabilities with another entity under conditions that are potentially unfavorable to the Corporation; or satisfy the obligation other than by the exchange of a fixed amount of cash or another financial asset for a fixed number of own equity shares.

If the Corporation does not have an unconditional right to avoid delivering cash or another financial asset to settle its contractual obligation, the obligation meets the definition of a financial liability.

### ***Offsetting financial instruments***

Financial assets and financial liabilities are offset and the net amount is reported in the statements of financial position if, and only if, there is a currently enforceable legal right to offset the recognized amounts and there is an intention to settle on a net basis, or to realize the asset and settle the liability simultaneously. This is not generally the case with master netting agreements, and the related assets and liabilities are presented gross in the statements of financial position.

### ***Determination of fair value***

The fair value for financial instruments traded in active markets at the statement of financial position date is based on its quoted market price or dealer price quotation (bid price for long positions and ask price for short positions), without any deduction for transaction costs. When current bid and asking prices are not available, the price of the most recent transaction provides evidence of the current fair value as long as there has not been a significant change in economic circumstances since the time of the transaction.

For all other financial instruments not listed in an active market, the fair value is determined by using appropriate valuation techniques. Valuation techniques include net present value techniques, comparison to similar instruments for which market observable prices exist, options pricing models, and other relevant valuation models.

### ***Day 1' difference***

Where the transaction price in a non-active market is different to the fair value from other observable current market transactions in the same instrument or based on a valuation technique whose variables include only data from observable market, the Corporation

recognizes the difference between the transaction price and fair value (a 'Day 1' difference) in the statement of comprehensive income unless it qualifies for recognition as some other type of asset. In cases where use is made of data which is not observable, the difference between the transaction price and model value is only recognized in the statement of comprehensive income when the inputs become observable or when the instrument is derecognized. For each transaction, the Corporation determines the appropriate method of recognizing the 'Day 1' difference amount.

### ***Financial assets***

#### *Financial assets at FVPL*

Financial assets at FVPL include financial assets held for trading and financial assets designated upon initial recognition as at FVPL. Financial assets are classified as held for trading if these are acquired for the purpose of selling in the near term. These are carried in the statements of financial position at fair value with changes in fair value recognized in the statements of comprehensive income. Derivatives are also classified as held for trading unless these are designated as effective hedging instruments.

The Corporation has no assets under this category.

#### *Loans and receivables*

Loans and receivables are non-derivative financial assets with fixed or determinable payments that are not quoted in an active market. These are not entered into with the intention of immediate or short-term resale and are not designated as AFS or financial asset at FVPL. Loans and receivables are carried at amortized cost, less impairment in value. Amortization is determined using the effective interest rate method. Impairment provisions are recognized when there is objective evidence (such as significant financial difficulties on the part of the counterparty or default or significant delay in payment) that the Corporation will be unable to collect all of the amounts due under the terms receivable, the amount of such a provision being the difference between the net carrying amount and the present value of the future expected cash flows associated with the impaired receivable. Such provisions are recorded in a separate allowance account with the loss being recognized in the statement of comprehensive income. On confirmation that the receivables will not be collectable, the gross carrying value of the asset is written off and derecognized against the associated provision.

The Corporation's cash and cash equivalents, loans and receivables, and advances to officers and employees, as disclosed in Notes 6, 8, and 13, respectively, are included in this category.

Cash pertains to cash on hand and in banks.

Cash equivalents includes short-term placements with original maturities of three months or less from dates of placements and that are subject to insignificant risk of changes in value.

The loans and receivables account include the aggregate rental on finance lease transactions. Unearned income on finance lease transactions is shown as deduction from the "Loans and receivables" account in the statement of financial position.

#### *HTM investments*

HTM investments are quoted non-derivative financial assets with fixed or determinable payments and fixed maturities for which the Corporation's management has the positive intention and ability to hold to maturity. After initial measurement, these investments are measured at amortized cost using the effective interest rate method, less impairment in value. Amortized cost is calculated by taking into account any discount or premium on acquisition and fees that are an integral part of the effective interest rate. Gains and losses are recognized in the statements of comprehensive income when the HTM investments are derecognized or impaired, as well as through the amortization process.

The Corporation has no investments classified under this category.

#### *AFS investments*

AFS investments are non-derivative financial assets that are either designated in this category or are not classified in any of the other categories. AFS investments are carried at fair value in the statements of financial position and the unrealized gains or losses are recognized as other comprehensive income in AFS reserve shown in the statements of changes in equity until the investment is derecognized or the investment is determined to be impaired.

On derecognition or impairment, the cumulative gain or loss previously reported in AFS reserve is transferred to the statements of comprehensive income. Interest earned on holding AFS investments are recognized in the statements of comprehensive income using the effective interest rate method.

The Corporation has written-off its investment in shares of stock of Export and Import Bank (EIB) as disclosed in Note 7.

As of December 31, 2016, the Corporation no longer holds any investment under the AFS category.

#### ***Financial liabilities***

The Corporation classifies its financial liabilities into one of two categories, depending on the purpose for which the liability was acquired.

#### *Financial liabilities at FVPL*

Financial liabilities are classified in this category if these result from trading activities or derivative transactions that are not accounted for as accounting hedges, or when the Corporation elects to designate a financial liability under this category. These are carried in the statements of financial position at fair value with changes in fair value recognized in the statements of comprehensive income.

The Corporation has no designated financial liability at FVPL.

### *Other financial liabilities*

This category pertains to financial liabilities that are not held for trading or not designated as at FVPL upon the inception of the liability. These include liabilities arising from operations or borrowings.

The financial liabilities are recognized initially at fair value and are subsequently carried at amortized cost, taking into account the impact of applying the effective interest rate method of amortization (or accretion) for any related premium, discount and any directly attributable transaction costs.

The Corporation's bills payable, trade and other payables and clients' deposits on lease contracts as disclosed in Notes 15, 16 and 20, respectively, are included in this category.

### ***Derecognition of financial assets and liabilities***

#### *Financial assets*

A financial asset or, where applicable, a part of a financial asset or part of a group of similar financial assets, is derecognized when (1) the rights to receive cash flows from the asset have expired; (2) the Corporation retains the right to receive cash flows from the asset, but has assumed an obligation to pay them in full without material delay to a third party under a 'pass-through' arrangement; (3) the Corporation has transferred its rights to receive cash flows from the asset and either has transferred substantially all the risks and rewards of ownership of the asset, or (4) has neither transferred nor retained substantially all the risks and rewards of ownership of the asset, but has transferred control of the asset.

When the Corporation has transferred its rights to receive cash flows from an asset and has neither transferred nor retained substantially all the risks and rewards of ownership of the asset nor transferred control of the asset, the asset is recognized to the extent of the Corporation's continuing involvement in the asset. Continuing involvement that takes the form of a guarantee over the transferred asset is measured at the lower of the original carrying amount of the asset and the maximum amount of consideration that the Corporation could be required to repay.

#### *Financial liabilities*

A financial liability is derecognized when the obligation under the liability is discharged or cancelled or expired.

Where an existing financial liability is replaced by another from the same lender on substantially different terms, or the terms of an existing liability are substantially modified, such an exchange or modification is treated as a derecognition of the original liability and the recognition of a new liability, and the difference in the respective carrying amounts is recognized in the statements of comprehensive income.

## ***Impairment of financial assets***

### *Assessment of impairment*

The Corporation assesses at each financial reporting date whether a financial asset or group of financial assets is impaired. It assesses whether objective evidence of impairment exists individually for financial assets that are individually significant, or collectively for financial assets that are not individually significant. If it is determined that no objective evidence of impairment exists for an individually assessed financial asset, whether significant or not, the asset is included in a group of financial assets with similar credit risk characteristics and that group of financial assets is collectively assessed for impairment.

Assets that are individually assessed for impairment and for which an impairment loss is or continues to be recognized are not included in a collective assessment of impairment.

The determination of impairment losses for financial assets is inherently subjective because it requires material estimates, including the amount and timing of expected recoverable future cash flows. These estimates may change significantly from time to time, depending on available information.

### *Evidence of impairment*

Objective evidence that financial assets are impaired can include default or delinquency by a borrower, restructuring of a loan or advance by the Corporation on terms that it would not otherwise consider, indications that a borrower or issuer will enter bankruptcy, the disappearance of an active market for a security, or other observable data relating to a group of assets such as adverse changes in the payment status of borrowers or issuers in the group, or economic conditions that correlate with defaults in the group.

### *Impairment on assets carried at amortized cost*

#### *Loans and receivables*

The Corporation first assesses whether objective evidence of impairment exists individually for financial assets that are individually significant, or collectively for financial assets that are not individually significant. If the Corporation determines that no objective evidence of impairment exists for individually assessed asset, whether significant or not, it includes the asset in a group of financial assets with similar credit risk characteristics (by product type and industry) and collectively assessed for impairment. Those characteristics are relevant to the estimation of future cash flows for groups of such assets by being indicative of the debtor's ability to pay all amounts due according to the contractual terms of the assets being evaluated. Assets that are individually assessed for impairment and for which an impairment loss is, continues to be, recognized are not included in a collective assessment for impairment. Future cash flow in a group of financial assets that are collectively evaluated for impairment are estimated on the basis of historical loss experience for assets with credit risk characteristics similar to those in the group. Historical loss experience is adjusted on the basis of current conditions that did not affect the period on which the historical loss experience is based and to remove the effects of conditions in the historical period that do not exist currently. Estimates of changes in future cash flow reflect and are directionally consistent with changes in

related observable data from period to period. The methodology and assumptions used for estimating future cash flows are reviewed regularly by the Corporation to reduce any differences between loss estimates and actual loss experience.

If there is objective evidence that an impairment loss has been incurred, the amount of the loss is measured as the difference between the asset's carrying amount and the present value of the estimated future cash flows (excluding future credit losses that have not been incurred). The present value of the estimated future cash flows is discounted at the financial asset's original EIR. If a loan has a variable interest rate, the discount rate for measuring any impairment loss is the current EIR, adjusted for the original credit risk premium. The calculation of the present value of the estimated future cash flows of a collateralized financial asset reflects the cash flows that may result from foreclosure less costs for obtaining and selling the collateral, whether or not foreclosure is probable.

The carrying amount of the asset is reduced through the use of an allowance account and the amount of loss is charged against income. Interest income continues to be recognized based on the original EIR of the asset. Loans, together with the associated allowance accounts, are written off when there is no realistic prospect of future recovery and all collateral has been realized. If, in a subsequent year, the amount of the estimated impairment loss decreases because of an event occurring after the impairment was recognized, the previously recognized impairment loss is reduced by adjusting the allowance account. If a future write-off is later recovered, any amounts formerly charged are credited to 'Provision for impairment losses' in the statement of comprehensive income.

#### Restructured Loans

Where possible, the Corporation seeks to restructure loans rather than to take possession of collateral. This may involve extending the payment arrangements and the agreement of new loan conditions. Once the terms have been renegotiated, the loan is no longer considered past due. Management continuously reviews restructured loans to ensure that all criteria are met and that future payments are likely to occur. The loans continue to be subject to an individual or collective impairment assessment, calculated using the loan's original EIR. The difference between the recorded value of the original loan and the present value of the restructured cash flows, discounted at the original EIR, is recognized in 'Provision for impairment losses' in the statement of comprehensive income.

#### *Impairment on Available-for-Sale (AFS) Investment*

For AFS investment, the Corporation assesses at each statement of financial position date whether there is objective evidence that a financial asset or group of financial assets is impaired.

In the case of investments classified as available-for-sale financial assets, a significant or prolonged decline in the fair value of the security below its cost is considered in determining whether the assets are impaired. If any such evidence exists for available-for-sale financial assets, the cumulative loss – measured as the difference between the acquisition cost and the current fair value, less any impairment loss on that financial asset previously recognized in profit or loss – is removed from profit or loss and recognized in other comprehensive income. Impairment losses recognized in other

comprehensive income on equity instruments are not reversed through other comprehensive income. If, in a subsequent period, the fair value of a debt instrument classified as available-for-sale increases and the increase can be objectively related to an event occurring after the impairment loss was recognized in profit or loss, the impairment loss is reversed through the statement of comprehensive income.

In the case of debt instrument classified as AFS investments, impairment is assessed based on the same criteria as financial assets carried at amortized cost. Future interest income is based on the reduced carrying amount and is accrued based on the rate of interest used to discount future cash flows for the purpose of measuring impairment loss. Such accrual is recorded as part of "Interest Income" in the statement of income. If subsequently, the fair value of a debt instrument increased and the increase can be objectively related to an event occurring after the impairment loss was recognized in the statement of comprehensive income, the impairment loss is reversed through the statement of comprehensive income.

#### *Impairment on asset carried at cost*

If there is objective evidence that an impairment loss has been incurred on an asset carried at cost such as an unquoted equity instrument that is not carried at fair value because its fair value cannot be reliably measured, or of a derivative asset that is linked to and must be settled by delivery of such an unquoted equity instrument, the amount of the loss is measured as the difference between the asset's carrying amount and the present value of estimated future cash flows discounted at the current market rate of return for a similar financial asset.

#### *Reversal of impairment loss*

If, in a subsequent period, the amount of the impairment loss decreases and the decrease can be related objectively to an event occurring after the impairment was recognized, the previously recognized impairment loss is reversed. Any subsequent reversal of an impairment loss is recognized in the statements of comprehensive income, to the extent that the carrying value of the asset does not exceed its cost or amortized cost at the reversal date.

### **2.3 Investment property**

Investment properties, which include land, are initially recorded at cost including transaction costs. Investment properties acquired in exchange of loans and receivables are recorded at the fair value of the properties on acquisition dates. Fair value is supported by market evidence and is determined by appraisers with sufficient experience with respect to both location and the nature of the investment property. Foreclosed properties are classified as "Investment property" from foreclosure dates.

Expenditures incurred after the investment properties have been put into operations, such as repairs and maintenance costs, are charged against current operations in the year in which costs are incurred. Depreciation is calculated on a straight-line basis using the useful life from the time of acquisition of investment properties ranging from five to ten years.

Subsequent to initial recognition, investment properties, except land, are stated at cost less accumulated depreciation and any impairment in value. Land is stated at cost less any impairment in value.

Investment properties are derecognized when they have either been disposed of or when the investment properties are permanently withdrawn from use and no future benefit is expected from its disposal. Any gains or losses on the retirement or disposal of an investment property are recognized in "Gain on sale of properties" included under "Other Income" in the statement of comprehensive income in the period of retirement or disposal.

Transfers are made to investment properties when and only when, there is a change in use evidenced by ending of owner occupation and commencement of an operating lease to another party. Transfers are made from investment properties when, and only when, there is a change in use evidenced by commencement of owner occupation or commencement of development with a view to sale.

#### **2.4 Property and equipment and equipment and other property for lease (EOPL)**

Property and equipment and EOPL are initially measured at cost. At the end of each financial reporting period, property and equipment and EOPL are measured at cost less any subsequent accumulated depreciation, amortization and impairment in value. The initial cost of an asset consists of its purchase price, directly attributable costs of bringing the asset to its working condition for its intended use and the initial estimate of the costs of dismantling and removing the item and restoring the site on which it is located.

Subsequent expenditures relating to an item of property and equipment and EOPL that have already been recognized are added to the carrying amount of the asset when it is probable that future economic benefits in excess of the originally assessed standard of performance of the existing asset will flow to the Corporation. The carrying amount of property and equipment and EOPL includes the cost of testing machinery to ensure that these function as intended and also all costs attributable to bringing the asset to the location and condition for it to be capable of operating. All repairs and maintenance costs are charged to the operations during the year in which these are incurred.

Depreciation is computed using the straight-line method over the estimated useful life of the depreciable assets. Government agencies are guided by the revised estimated useful life of property and equipment prescribed under Annex A of COA Circular No. 2003-007 dated December 11, 2003, with selected property and equipment applicable to the Corporation as follows:

| Property and Equipment                   | Estimated Useful Life |
|--|-----------------------|
| Buildings                                | 10-20 years           |
| Transportation equipment (motor vehicle) | 7 years               |
| Office equipment, furniture and fixtures | 5-10 years            |
| Other property and equipment             | 5 years               |

The same COA circular dictates that the residual value of property and equipment is fixed at ten per cent of the cost. The computation of the depreciation expense starts on



the following month after the purchase/completion of property and equipment irrespective of the date within the month.

Equipment and other properties for lease are amortized over the terms of the leases or the estimated useful lives of the asset, whichever is shorter.

The carrying values of the property and equipment and EOPL are reviewed for impairment when events or changes in circumstances indicate the carrying value may not be recoverable. If any such indication exists and where the carrying values exceed the estimated recoverable amount, an impairment loss is recognized in the statement of comprehensive income.

An item of property and equipment and EOPL, including the related accumulated depreciation and impairment losses, if any, is derecognized upon disposal or when no future economic benefits are expected to arise from the continued use of the asset. Any gain or loss arising on de-recognition of the asset (calculated as the difference between the net disposal proceeds and the carrying amount of the item) is included in statement of comprehensive income in the period the item is derecognized.

## **2.5 Non-current assets held for sale**

Non-current assets held for sale include foreclosed collateral of delinquent customers that the Corporation intends to sell within one year from the date of classification as held for sale.

The Corporation classifies assets as held for sale when their carrying amount will be recovered principally through a sale transaction rather than through continuing use. For this to be the case the asset must be available for immediate sale in its present condition subject only to terms that are usual and customary for sales of such assets and its sale must be highly probable. For the sale to be highly probable the appropriate level of management must be committed to a plan to sell the asset and an active program to locate a buyer and complete the plan must have been initiated. Further, the asset must be actively marketed for sale at a price that is reasonable in relation to its current fair value. In addition, the sale should be expected to qualify for recognition as a completed sale within one year from the date of classification.

Non-current assets held for sale are carried at the lower of its carrying amount and fair value less costs to sell. Assets classified as held for sale are not subject to depreciation or amortization. If the Corporation has classified an asset as held for sale but the criteria for it to be recognized as held for sale are no longer satisfied, the Corporation shall cease to classify the asset as held for sale.

The gain or loss arising from the sale or re-measurement of held for sale assets is recognized as part of Other Income account in the statement of comprehensive income.

## **2.6 Other assets**

Prepayments represent expenses not yet incurred but already paid in cash. Prepayments are initially recorded as assets and measured at cost. Subsequently, these are charged to statements of comprehensive income as they are consumed in operations or as they expire with the passage of time.

Prepayments are classified in the statement of financial position as current assets and expected to be incurred within one year, otherwise, prepayments are classified as non-current assets.

Other assets pertain to expenditures which have future economic benefits and are not identified as financial assets, prepayments, or equipment. These are classified as current in the statement of financial position because the benefit from such assets are expected to be realized within one year from the financial reporting date, otherwise, they are classified as non-current.

## **2.7 Intangibles**

Intangible assets acquired are separately measured on initial recognition at cost. Following initial recognition, intangible assets are carried at cost net of the amortization.

Intangible assets are amortized over the estimated useful life ranging from one to five years using the straight-line method and assessed for impairment whenever there is an indication that the intangible assets may be impaired. The amortization expense on intangible assets is recognized in the separate statements if comprehensive income in the expense category consistent with the function of the intangible asset.

The Corporation's intangible asset account comprised computer software and is lodged under the other asset account.

## **2.8 Impairment of non-financial assets**

At each financial reporting date, the Corporation reviews the carrying amounts of non-financial assets to determine whether there is any indication of impairment. If any such indication exists and where the carrying values exceed the estimated recoverable amount, the assets are written down to their recoverable amount. The recoverable amount of the assets is the greater of net selling price and value in use. In assessing value in use, the estimated future cash flows are discounted to its present value using a pretax discount rate that reflects current market assessments of the time value of money and the risks specific to the asset. For an asset that does not generate largely independent cash inflows, the recoverable amount is determined for the cash-generating unit to which the asset belongs. Any impairment loss is recognized in the statements of comprehensive income.

An impairment loss is reversed if there has been change in the estimates used to determine the recoverable amount. An impairment loss is reversed only to the extent that the carrying amount of the asset does not exceed the carrying amount that would have been determined, net of depreciation or amortization, if no impairment loss had been recognized. A reversal of impairment loss is credited to current operations.

## **2.9 Trade and other payables**

Trade and other payables are recognized initially at the transaction price and subsequently measured at amortized cost using the effective interest rate method. Trade and other payables classified as current liabilities are measured at the undiscounted amount of cash to be paid, which is normally the invoice amount.

## **2.10 Provisions and contingencies**

The Corporation recognizes a provision if a present obligation, legal and constructive, has arisen as a result of a past event, payment is probable and the amount can be reliably measured. The amount recognized is the best estimate of the expenditure required to settle the present obligation at statement of financial position date, that is, the amount the Corporation would rationally pay to settle the obligation to a third party.

Contingent liabilities are not recognized in the financial statements. These are disclosed unless the possibility of an outflow of resources embodying economic benefits is remote.

Contingent assets are not recognized in the financial statements but disclosed in the notes to financial statements when an inflow of economic benefits is probable.

## **2.11 Dividends**

Dividends are recognized when these become legally payable. Dividend distribution to equity shareholders is recognized as a liability in the Corporation's financial statements in the period in which the dividends are declared and approved by the Corporation's Board of Directors.

## **2.12 Equity**

Common stock represents the nominal value of shares that have been issued.

Additional paid-in capital includes any premiums received on the issuance of capital stock. Any transaction costs associated with the issuance of shares are deducted from additional paid-in capital, net of any related income tax benefits.

Treasury shares are stated at the cost of reacquiring such shares and are deducted from equity attributable to the Corporation's equity holders until the shares are cancelled, reissued or disposed of.

Unrealized fair value gain (loss) on available-for-sale financial assets pertains to cumulative mark-to-market valuation of available-for-sale financial assets.

The Corporation's retained earnings account is composed of:

### *Appropriated retained earnings*

Appropriated retained earnings represent the portion of retained earnings that have been set aside by action of the Board of Directors for a specific use.

### *Unappropriated retained earnings*

Unappropriated retained earnings represent the amount of accumulated profits and gains realized out of the normal and continuous operations of the Corporation after deducting distributions to stockholders and transfers to capital stock or other accounts, and which are:

- Not appropriated by the Board of Directors for corporate expansion or projects;

- Not covered by a restriction for dividend declaration under a loan agreement; and
- Not required to be retained under special circumstances obtaining in the Corporation such as when there is a need for a special reserve for probable contingencies.

## **2.13 Revenue recognition**

### *(a) Interest Income*

For all financial instruments measured at amortized cost, interest income is recorded at the EIR, which is the rate that exactly discounts estimated future cash payments or receipts through the expected life of the financial instrument or a shorter period, where appropriate, to the net carrying amount of the financial asset or financial liability. The calculation takes into account all contractual terms of the financial instrument including any fees or incremental costs that are directly attributable to the instrument and are an integral part of the EIR, but not future credit losses. The adjusted carrying amount is calculated based on the original EIR. The change in carrying amount is recorded as "Interest Income" in the statement of comprehensive income.

Once a financial asset or a group of similar financial assets has been written down as a result of an impairment loss, interest income continues to be recognized using the original EIR applied to the new carrying amount.

The excess of aggregate lease rentals plus the estimated residual value over the cost of the leased equipment constitutes the "Deferred Leasing Income". Residual values represent estimated proceeds from the disposal of equipment at the time the lease is terminated. The deferred lease income is amortized over the term of the lease, commencing on the month the lease is executed, using the effective interest rate method.

### *(b) Income from operating leases*

Rent income arising from operating leases is recognized on a straight-line basis over the lease term and is recorded as part of "Other Income" in the statement of comprehensive income.

### *(c) Penalties and service fees*

Penalties and service fees are recognized when earned or accrued when there is a reasonable degree to its collectability.

### *(d) Gain (Loss) on foreclosures*

Gain (loss) on foreclosed asset is recognized upon collection of existing receivable through foreclosure of asset used as collateral wherein the fair market value of the asset received is greater (lesser) than the net carrying value of the receivable settled, respectively.

(e) *Gain (Loss) from asset sold/exchanged*

Gain (loss) on sale of asset sold/exchanged is recognized upon sale of an investment property, property and equipment or other properties acquired wherein the fair market value of the asset received is greater (less) than the outstanding balance of receivables sold.

(f) *Other income*

Other income is recognized in the period in which these are earned.

## **2.14 Costs and expenses recognition**

Costs and expenses are recognized in profit or loss when decrease in future economic benefits related to a decrease in an asset or an increase in a liability has arisen and that can be reliably measured. Expenses are recognized in profit or loss on the basis of a direct association between the costs incurred and the earning of specific items of income; a systematic and rational allocation procedures when economic benefits are expected to arise over several accounting periods and the association with income can only be broadly or indirectly determined; or immediately when an expenditure produces no future economic benefits or when, and to the extent that, future economic benefits do not qualify, or cease to qualify, for recognition in the statements of financial position as an asset.

Expenses in the statements of comprehensive income are presented using the function of expense method. Cost of services are expenses incurred that are associated with services rendered. Operating expenses are cost attributable to administrative, marketing and other business activities of the Corporation.

### *Borrowing costs*

Borrowing costs that are directly attributable to the acquisition, construction or production of a "qualifying asset" or an asset that necessarily takes a substantial period to get ready for its intended use or sale, are included in the cost of the asset. Other borrowing costs which consist of interest and other costs that the Corporation incurs in connection with borrowing of funds are recognized as expenses in the year in which these costs are incurred using the effective interest method.

## **2.15 Employee benefits**

(a) *Retirement benefit obligations*

The net defined benefit liability or asset is the aggregate of the present value of the defined benefit obligation at the end of the reporting period reduced by the fair value of plan assets (if any), adjusted for any effect of limiting a net defined benefit asset to the asset ceiling. The asset ceiling is the present value of any economic benefits available in the form of refunds from the plan or reductions in future contributions to the plan.

The cost of providing benefits under the defined benefit plans is actuarially determined using the projected unit credit method.

Defined benefit costs comprise the following:

- Service cost
- Net interest on the net defined benefit liability or asset
- Re-measurements of net defined benefit liability or asset

Service costs which include current service costs, past service costs and gains or losses on non-routine settlements are recognized as expense in profit or loss. Past service costs are recognized when plan amendment or curtailment occurs. Net interest on the net defined benefit liability or asset is the change during the period in the net defined benefit liability or asset that arises from the passage of time which is determined by applying the discount rate based on government bonds to the defined benefit liability or asset.

Net interest on the net defined benefit liability or asset is recognized as expense or income in profit or loss. Re-measurements comprising actuarial gains and losses, return on plan assets and any change in the effect of the asset ceiling (excluding net interest on defined benefit liability) are recognized immediately in other comprehensive income in the period in which they arise. Re-measurements are not reclassified to profit or loss in subsequent periods. All re-measurements recognized in other comprehensive income account "Re-measurement gains (losses) on retirement plan" are not reclassified to another equity account in subsequent periods.

Plan assets are assets that are held by a long-term employee benefit fund or qualifying insurance policies. Plan assets are not available to the creditors of the Corporation, nor can they be paid directly to the Corporation. Fair value of plan assets is based on market price information. When no market price is available, the fair value of plan assets is estimated by discounting expected future cash flows using a discount rate that reflects both the risk associated with the plan assets and the maturity or expected disposal date of those assets (or, if they have no maturity, the expected period until the settlement of the related obligations).

The Corporation's right to be reimbursed of some or all of the expenditure required to settle a defined benefit obligation is recognized as a separate asset at fair value when and only when reimbursement is virtually certain.

(b) *Compensated absences*

Compensated absences are recognized for the number of paid leave days (including holiday entitlement) remaining at the end of each reporting period. These are included in "Accrued Other Expenses Payable" account at the undiscounted amount that the Corporation expects to pay as a result of the unused entitlement.

## **2.16 Leases**

Finance leases, where the Corporation transfers substantially all the risks and benefits incidental to ownership of the leased item to the lessee, are included in the statements of financial position under "Loans and Other Receivables" account. A lease receivable is recognized at an amount equal to the net investment in the lease. The difference between the gross lease receivable and the net investment in the lease is recognized as

unearned finance income. All income resulting from the receivable is included as part of "Interest Income" in the statement of comprehensive income.

The Corporation is a lessor under finance leases.

Leases where the Corporation does not transfer substantially all the risk and benefits of ownership of the assets are classified as operating leases. Initial direct costs incurred in negotiating operating leases are added to the carrying amount of the leased asset and recognized over the lease term on the same basis as the rental income. Contingent rentals are recognized as revenue in the year in which they are earned.

The Corporation is both a lessee and a lessor under operating leases.

### **2.17 Residual value of leased assets and deposits on lease contracts**

The residual value of leased assets, which approximates the amount of lease deposit paid by the lessee at the inception of the lease, is the estimated proceeds from the disposal of the leased asset at the end of the lease term. At the end of the lease term, the residual value receivable of the leased asset is generally applied against the lease deposit of the lessee when the lessee decides to buy the leased asset.

### **2.18 Related parties**

Parties are considered related if one party has the ability, directly or indirectly, to control the other party or exercise significant influence over the other party in making financial and operating decisions. Parties are also considered related if they are subject to common control or common significant influence. Related parties may be individuals or corporate entities. The key management personnel of the Corporation and post-employment benefit plans for the benefit of the Corporation's employees are also considered related parties.

### **2.19 Income tax**

#### *Current income tax*

Current income tax assets and liabilities for the current and the prior periods are measured at the amount expected to be recovered from or paid to the taxing authority. The tax rates and tax laws used to compute for the amount are those that have been enacted or substantively enacted at the financial reporting date. The tax currently payable is based on taxable profit for the year. Taxable profit differs from net profit as reported in the statement of comprehensive income because it excludes items of income or expense that are taxable or deductible in other years and it further excludes items that are never taxable or deductible.

#### *Deferred income tax*

Deferred income tax is provided, using liability method, on all temporary differences at the financial reporting date between the tax bases of assets and liabilities and its carrying amounts for financial reporting purposes.

Deferred income tax liabilities are recognized for all taxable temporary differences. Deferred income tax assets are recognized for all deductible temporary differences, carryforward of unused tax credits from excess minimum corporate income tax (MCIT) and net operating loss carryover (NOLCO), to the extent that it is probable that taxable profit will be available against which the deductible temporary differences and carryforward of unused tax credits and NOLCO can be utilized.

The carrying amount of deferred income tax assets is reviewed at each financial reporting date and reduced to the extent that it is no longer probable that sufficient taxable profit will be available to allow all or part of the deferred income tax asset to be utilized. Any adjustments are recognized in the statements of comprehensive income.

Deferred income tax assets and liabilities are measured at the tax rates that are expected to apply to the period when the asset is realized or the liability is settled, based on tax rates and tax laws that have been enacted or substantively enacted at the financial reporting date.

Current and deferred tax are recognized as an expense or income in the statements of comprehensive income, except when these relate to items that are recognized outside profit or loss whether in other comprehensive income or directly in equity, in which case the tax are also recognized outside profit or loss.

## **2.20 Earnings per share**

Basic earnings per share (EPS) is calculated by dividing profit or loss for the period attributable to common shareholders by the weighted average number of common shares outstanding during the period, after giving retroactive effect to any stock dividend.

## **2.21 Events after the financial reporting date**

Post year-end events up to the date of the auditors' report that provide additional information about the Corporation's position at financial reporting date (adjusting events) are reflected in the financial statements. Post year-end events that are not adjusting events are disclosed in the notes to financial statements, when material.

# **3. CRITICAL ACCOUNTING ESTIMATES AND JUDGMENTS**

The preparation of the financial statements in compliance with Philippine Financial Reporting Standards requires management to make estimates, assumptions and judgments that affect the amounts reported in the financial statements and accompanying notes. The estimates, assumptions and judgments are based on management's evaluation of relevant facts and circumstances as of the date of the financial statements. Actual results could differ from these estimates and assumptions used. The effect of any change in estimates will be reflected in the financial statements when these become reasonably determinable.

## **3.1 Estimates**

The following are the key assumptions concerning the future, and other key sources of estimation uncertainty at the end of each reporting period, that have a significant risk of



causing a material adjustment to the carrying amounts of assets and liabilities within the next financial year.

*Estimation of allowance for impairment loss on Available for Sale (AFS) Financial Asset*

The Corporation determines that AFS investment are impaired when there has been a significant or prolonged decline in the fair value below of its cost or where other objective evidence of impairment exists. The determination of what is "significant" or "prolonged" requires judgment. In addition, the Corporation evaluates when there is evidence of deterioration in the financial health of the investee, industry and sector performance and operational and financing cash flows.

As of December 31, 2015, 100 per cent allowance for impairment losses on AFS investment have been recognized against its carrying value of P5,825,000. Subsequently in 2016, the Corporation wrote-off its AFS investment and recognized a loss on derecognition in the statement of comprehensive income.

*Estimation of allowance for impairment loss on loans and receivables*

The Corporation reviews its loans and receivables to assess impairment at least on an annual basis to assess whether provision for credit losses should be recorded in the statement of comprehensive income. In particular, judgment by management is required in the estimation of the amount and timing of future cash flows when determining the level of allowance required. Such estimates are based on assumptions about a number of factors and actual results may differ, resulting in future changes to the allowance for credit losses.

In 2016 and 2015, Management has assessed an amount of P185,907,342 and P204,725,776 as doubtful of collection. Accordingly, a provision for impairment was recognized in the statements of comprehensive income.

The carrying value of the Corporation's loans and receivables amounted to P3,403,816,556 and P3,375,186,553 as at December 31, 2016 and 2015, respectively, as disclosed in Note 8.

*Estimation of useful lives of EOPL, property and equipment and investment properties*

The Corporation estimates the useful lives of EOPL, property and equipment and investment properties based on the period over which the assets are expected to be available for use. The estimated useful lives of EOPL, property and equipment and investment properties are reviewed periodically and are updated if expectations differ from previous estimates due to physical wear and tear, technical or commercial obsolescence and legal or other limits on the use of the assets. In addition, estimation of the useful lives of EOPL, property and equipment and investment properties is based on collective assessment of industry practice, internal technical evaluation and experience with similar assets. It is possible, however, that future results of operations could be materially affected by changes in estimates brought about by changes in factors mentioned above. The amounts and timing of recorded expenses for any period would be affected by changes in these factors and circumstances. A reduction in the estimated useful lives of EOPL, property and equipment and investment properties would increase recorded operating expenses and decrease non-current assets.

The estimated useful lives of investment properties, EOPL, property and equipment and are set out in Notes 2.3 and 2.4.

*Estimation of impairment of Investment properties, EOPL, property and equipment and non-current assets held for sale*

The Corporation assesses impairment on assets whenever events or changes in circumstances indicate that the carrying amount of an asset may not be recoverable. The factors that the Corporation considers important which could trigger an impairment review include the following:

- Significant underperformance relative to expected historical or projected future operating results;
- Significant changes in the manner of use of the acquired assets or the strategy for overall business; and
- Significant negative industry or economic trends.

The Corporation recognizes an impairment loss whenever the carrying amount of an asset exceeds its recoverable amount. The recoverable amount is the higher of the assets' net selling price or value in use. The net selling price is the amount obtainable from the sale of an asset in an arm's length transaction less cost to sell while value in use is the present value of estimated future cash flows expected to arise from the continuing use of an asset and from its disposal at the end of its useful life. Recoverable amounts are estimated for individual assets or, if it is not possible, the cash generating unit to which the asset belongs.

Allowance for impairment losses on Investment Property amounted to P6,337,517 and P3,387,285 as of December 31, 2016 and 2015 (Note 9), respectively, while allowance for impairment losses on Non-Current Assets Held for Sale amounted to P4,415,033 and P5,415,033 in 2016 and 2015 (Note 12), respectively. There are no impairment losses on EOPL and Property and Equipment for the years 2016 and 2015.

The carrying values of the Corporation's non-financial assets are as follows:

|  | 2016               | 2015<br>As restated |
|--|--------------------|---------------------|
| Investment Property (Note 9)               | <b>20,106,679</b>  | 6,397,440           |
| EOPL (Note 10)                             | <b>409,975,702</b> | 436,601,435         |
| Property and Equipment (Note 11)           | <b>28,243,765</b>  | 30,285,046          |
| Non-current Assets Held for Sale (Note 12) | <b>3,012,091</b>   | 3,299,865           |

*Estimation of liability for retirement benefits cost*

The determination of the Corporation's pension cost is dependent on the selection of certain assumptions used by actuaries in calculating such amount. Those assumptions include, among others, discount rate, expected rate of return on plan assets and salary increase rate. In accordance with PFRS, actual results that differ from the assumptions used are accumulated and amortized over future periods and therefore, generally affect the recognized expense and recorded obligation in such future periods.

The retirement benefit cost charged to operations under "General and Administrative Expenses" account amounted P1,965,046 and P1,473,173 as at December 31, 2016 and 2015, respectively.

The related liability stands at P8,199,927 and P7,032,962 as at December 31, 2016 and 2015, respectively, as disclosed in Note 21(b).

#### *Realizability of deferred income tax assets*

The Corporation reviews its deferred tax assets at each financial reporting date and reduces the carrying amount to the extent that it is no longer probable that sufficient taxable profit will be available to allow all or part of the deferred taxes to be utilized.

Deferred tax assets recognized amounted to P55,772,204 and P61,417,734 as at December 31, 2016 and 2015, respectively, as disclosed in Note 23.

Management believes that the amount is fully recoverable.

### **3.2 Judgments**

In the process of applying the Corporation's accounting policies, Management has made the following judgments, apart from those involving estimation, which have the most significant effect on the amounts recognized in the financial statements:

#### *Determination of functional currency*

Based on the economic substance of the underlying circumstances relevant to the Corporation, the functional currency is determined to be the Philippine Peso. It is the currency that mainly influences the rendering of transport services and the cost of providing such services.

#### *Classification of financial instruments*

The Corporation classifies a financial instrument, or its component parts, on initial recognition as a financial asset, a financial liability or an equity instrument in accordance with the substance of the contractual agreement and the definitions of a financial asset, a financial liability or an equity instrument. The substance of a financial instrument, rather than its legal form, governs its classification in the statements of financial position.

The Corporation's financial assets and liabilities are presented in Notes 4 and 5.

#### *Determination of fair value of financial assets*

The Corporation carries certain financial assets at fair value, which requires extensive use of accounting estimates and judgment. While significant components of fair value measurement were determined using verifiable objective evidence (i.e., foreign exchange rates, interest rates, volatility rates), the amount of changes in fair value would

differ if the Corporation utilized a different valuation methodology. Any changes in fair value of these financial assets would affect profit and loss and equity.

#### *Classification of leases*

The Corporation has entered into various lease agreements both as a lessee and a lessor. Critical judgment was exercised by management to distinguish each lease agreement as either an operating or finance lease by looking at the transfer or retention of significant risk and rewards of ownership of the properties covered by the agreements.

As a lessor, total rental earned from operating leases amounted to P46,140,175 in 2016 and P45,236,905 in 2015, as disclosed in Note 20.

Interest earned on finance lease arrangements amounted to P273,905,140 and P319,526,503 in 2016 and 2015, respectively, as disclosed in Note 20 to the financial statements.

As a lessee, total rental expenses incurred from the leases amounted to P1,561,880 in 2016 and P1,187,702 in 2015, as disclosed in Note 20.

#### **4. FINANCIAL RISK AND CAPITAL MANAGEMENT OBJECTIVES AND POLICIES**

##### *Principal financial instruments*

The Corporation's principal financial instruments comprised cash, loans and receivables, advances from officers and employees, AFS financial assets, bills payable, trade and other payables and deposit on lease contracts.

The Corporation has exposure to the following risks arising from financial instruments:

- Credit Risk
- Interest Rate Risk
- Liquidity Risk

##### *Risk Management Framework*

The Board of Directors has overall responsibility for the establishment and oversight of the Corporation's risk management framework. The Board has established the Risk Management Committee, which is responsible for developing and monitoring the Corporation's risk management policies. The Committee reports regularly to the Board of Directors on its activities.

The risk management policies are established to identify and analyze the risks faced by the Corporation, to set appropriate risk limits and controls, and to monitor risks and adherence to limits. Risk management policies are reviewed regularly to reflect changes in market conditions and activities by the Corporation.

The Audit Committee oversees how management monitors and ensures compliance with the risk management policies and procedures, and reviews the adequacy of the risk management framework in relation to the risks face by the Corporation. Risk management processes within the Corporation are audited by the Internal Audit Unit that examines both adequacy of the procedures and the Corporation's compliance with the procedures. The Internal Audit Unit discusses the results of all of its assessments with management and reports its findings and recommendations to the Audit Committee.

The Corporations' risk management policies are summarized below:

#### **4.1 Credit Risk**

Credit risk is the risk that one party to a financial instrument will fail to discharge an obligation and cause the other party to incur a financial loss. This risk may further be classified as pre-settlement and settlement risk (PSR and SR, respectively). PSR is the risk that the obligor will fail to meet the terms of the contract and default before the contract's settlement date, prematurely ending the contract. SR, on the other hand, is the risk that the obligor will fail to deliver the terms of a contract with another party at the time of settlement. SR can be the risk associated with default at settlement and any timing differences in settlement between the Corporation and the counterparty. The management therefore carefully assesses and manages its exposures to both types of credit risks.

##### *(a) Credit Risk Management*

The Corporation manages credit risk by implementing adequate credit evaluation and approval processes as well as setting limits for individual borrowers, group of borrowers and industry segments. The Corporation maintains a general policy of avoiding excessive exposure in any particular sector of the Philippine economy. The Corporation actively seeks to increase its exposure to priority sectors as determined by its Parent Bank and other industry sector which it believes possess attractive growth opportunities. Conversely, it actively seeks to reduce its exposure in industry sectors where growth potential is minimal. Although the Corporation's leasing and financing portfolio is composed of transactions with wide variety of businesses, the results of operation and financial condition of the Corporation may be diversely affected by any downturn in these sectors as well as the Philippine economy in general.

The Corporation assesses the probability of default of individual counterparties using internal rating tools tailored to the various categories of counterparty. In the Corporation's rating scale, exposures migrate between classes as the assessment of their probability of default changes. The rating tools are reviewed and upgraded as necessary. The Corporation regularly validates the performance of the rating and their predictive power with regard to default events.

##### *(b) Collateral and other credit risk mitigation*

The amount and type of collateral required depends on an assessment of the credit risk of the obligor. The Corporation implements certain requirements regarding the acceptability of types of collateral and valuation.

Collateral comes in the form of financial and non-financial assets. The main types of collaterals obtained include liens over cash deposits, real estate properties, chattel mortgages and mortgages over residential properties. The Corporation also obtains guarantees from parent companies for loans of borrowing entities belonging to a group of companies.

The Corporation monitors market value of collateral, and requests for additional collateral in accordance with the underlying agreement, and monitors the market value of collateral obtained during its review of the adequacy of the allowances for credit losses.

The following table shows the breakdown of receivables as to collateral:

|                              | 2016                 | 2015                 |
|------------------------------|----------------------|----------------------|
| Secured                      |                      |                      |
| Property under finance lease | 1,501,734,093        | 1,441,750,678        |
| Real estate mortgage         | 234,210,561          | 472,941,183          |
| Chattel mortgage             | 1,448,433,562        | 1,155,803,851        |
|                              | <b>3,184,378,216</b> | <b>3,070,495,712</b> |
| Unsecured                    | 405,345,682          | 509,416,617          |
|                              | <b>3,589,723,898</b> | <b>3,579,912,329</b> |

(c) *Impairment assessment*

The Corporation recognizes impairment losses based on the results of its specific (individual) and collective assessment of credit exposures. Impairment has taken place when there is a significant credit rating downgrade, infringement of the original terms of the contract, or when there is an inability to pay the principal or the interest beyond a certain threshold. These and other factors, either singly or in tandem with other factors, constitute observable events and/or data that meet the definition of an objective evidence of impairment.

(d) *Maximum exposure to credit risk before collateral held or other credit enhancements*

|                                    | 2016                 |                      | 2015                 |                      |
|------------------------------------|----------------------|----------------------|----------------------|----------------------|
|                                    | Carrying Value       | Maximum Exposure     | Carrying Value       | Maximum Exposure     |
| Financial assets:                  |                      |                      |                      |                      |
| Cash                               | 42,440,120           | 42,440,120           | 42,917,083           | 42,917,083           |
| Loans and receivables              | 3,589,723,898        | 3,589,723,898        | 3,579,912,329        | 3,579,912,329        |
| Advances to officers and employees | 731,010              | 731,010              | 904,988              | 904,988              |
| AFS financial asset                | 0                    | 0                    | 5,825,000            | 5,825,000            |
|                                    | <b>3,632,895,028</b> | <b>3,632,895,028</b> | <b>3,629,559,400</b> | <b>3,629,559,400</b> |

The preceding table represents the maximum credit risk exposure of the Corporation at December 31, 2016 and 2015, without taking into account any collateral held or other credit enhancements as it is impracticable to determine the fair values of these collaterals held by the Corporation as security against its loans and receivables. The exposures set out above are based on gross carrying amounts as reported in the statement of financial position.

The Corporation does not have significant exposure to any individual customer or counter-party nor does it have any major concentration of credit risk related to any financial instrument. The credit exposure granted to Republic of the Philippines and/or its agencies/departments/bureaus are considered non-risk and not subject to any ceiling in accordance with BSP Circular No. 514.

The Corporation maintains its Cash in bank in its Parent Bank and with other universal banks which are highly rated among the top ten in the country.

(e) *Concentrations of risks of financial assets with credit risk exposure*

The Corporation's main credit exposure at their carrying amounts, as categorized by industry sectors, follow:

**As at December 31, 2016**

|  | Cash              | Loans and receivables | Advances to officers and employees | Available for sale financial asset |
|--|-------------------|-----------------------|------------------------------------|------------------------------------|
| Agriculture, fishing and forestry                      | 0                 | 31,514,370            | 0                                  | 0                                  |
| Wholesale and retail trade                             | 0                 | 343,253,335           | 0                                  | 0                                  |
| Manufacturing  | 0                 | 45,755,707            | 0                                  | 0                                  |
| Public utilities                                       | 0                 | 270,260,353           | 0                                  | 0                                  |
| Services   | 0                 | 966,724,042           | 0                                  | 0                                  |
| Banks and other financial institutions                 | 42,440,120        | 565,807,811           | 0                                  | 0                                  |
| Real estate  | 0                 | 22,585,224            | 0                                  | 0                                  |
| Public sector  | 0                 | 842,505,275           | 0                                  | 0                                  |
| Others   | 0                 | 501,317,781           | 731,010                            | 0                                  |
| <b>Total</b>   | <b>42,440,120</b> | <b>3,589,723,898</b>  | <b>731,010</b>                     | <b>0</b>                           |
| Less: Allowance for probable losses/fair value changes | 0                 | (185,907,342)         | 0                                  | 0                                  |
|  | <b>42,440,120</b> | <b>3,403,816,556</b>  | <b>731,010</b>                     | <b>0</b>                           |

**As at December 31, 2015**

|  | Cash              | Loans and receivables (As restated) | Advances to officers and employees | Available for sale financial asset |
|--|-------------------|-------------------------------------|------------------------------------|------------------------------------|
| Agriculture, fishing and forestry                      | 0                 | 39,375,732                          | 0                                  | 0                                  |
| Wholesale and retail trade                             | 0                 | 193,068,504                         | 0                                  | 0                                  |
| Manufacturing  | 0                 | 11,870,648                          | 0                                  | 0                                  |
| Public utilities                                       | 0                 | 283,068,798                         | 0                                  | 0                                  |
| Services   | 0                 | 1,035,179,978                       | 0                                  | 0                                  |
| Banks and other financial institutions                 | 42,917,083        | 420,941,965                         | 0                                  | 5,825,000                          |
| Real estate  | 0                 | 49,931,346                          | 0                                  | 0                                  |
| Public sector  | 0                 | 881,137,251                         | 0                                  | 0                                  |
| Others   | 0                 | 665,338,107                         | 904,988                            | 0                                  |
| <b>Total</b>   | <b>42,917,083</b> | <b>3,579,912,329</b>                | <b>904,988</b>                     | <b>5,825,000</b>                   |
| Less: Allowance for probable losses/fair value changes | 0                 | (204,725,776)                       | 0                                  | (5,825,000)                        |
|  | <b>42,917,083</b> | <b>3,375,186,553</b>                | <b>904,988</b>                     | <b>0</b>                           |

(f) *Credit Quality of Financial Assets*

The credit quality of financial assets, net of unearned lease income, interest and discount but gross of allowance for credit losses is as follows:

**As at December 31, 2016**

|                                    | Neither past due<br>nor impaired | Impaired           | Total                |
|------------------------------------|----------------------------------|--------------------|----------------------|
| Cash                               | 42,440,120                       | 0                  | 42,440,120           |
| Loans and receivables              | 3,224,629,458                    | 365,094,440        | 3,589,723,898        |
| Advances to officers and employees | 731,010                          | 0                  | 731,010              |
| AFS financial asset                | 0                                | 0                  | 0                    |
|                                    | <b>3,267,800,588</b>             | <b>365,094,440</b> | <b>3,632,895,028</b> |

**As at December 31, 2015**

|                                    | Neither past due<br>nor impaired | Impaired           | Total                |
|------------------------------------|----------------------------------|--------------------|----------------------|
| Cash                               | 42,917,083                       | 0                  | 42,917,083           |
| Loans and receivables              | 3,375,186,553                    | 204,725,776        | 3,579,912,329        |
| Advances to officers and employees | 904,988                          | 0                  | 904,988              |
| AFS financial asset                | 0                                | 5,825,000          | 5,825,000            |
|                                    | <b>3,419,008,624</b>             | <b>210,550,776</b> | <b>3,629,559,400</b> |

*Neither past due nor impaired*

When entering into new markets or new industries, the Corporation focuses on businesses with good credit rating in order to minimize the potential increase in credit risk exposure. Loans and lease receivables that are neither past due nor impaired are due from accounts that have appropriate and strong credit history, with minimal account defaults and whose receivables are fully recoverable based on past experiences.

*Past due but not impaired*

Past due loans and lease receivables are not considered impaired, unless other information is available to the contrary. Collateralized past due loans are not considered impaired when cash flows that may result from foreclosure of the related collateral are higher than the carrying amount of the loans.

*Impaired*

Impaired loans and lease receivables include accounts which are individually and collectively assessed for impairment. The total impairment provision for loans and lease receivables represents provision for individually and collectively impaired loans and lease receivables. Further information on impairment of loans and lease receivable is provided in Note 8.

#### **4.2 Interest Rate Risk**

The Corporation follows a prudent policy in managing its assets and liabilities so as to ensure that exposure to fluctuations in interest rates are kept within acceptable limits. The Corporation is vulnerable to increase in market interest rates. However, in consideration of the adequate net interest margin between the Corporation's funding



cost and its interest-earning assets; and favorable lease and financing terms which allow the Corporation to (a) re-price periodically as agreed, and (b) to re-price at any time in response to extraordinary fluctuations in interest rates, the Corporation believes that the adverse impact of any interest rate increase would be limited.

### 4.3 Liquidity Risk

Liquidity Risk is the risk that the Corporation is unable to grant additional credit and/or its failure to meet its payment obligations associated with its financial liabilities when they fall due and to replace funds when they are withdrawn. The consequence may be the loss of clients and/or being in default on its obligations to its creditors.

The primary business of the Corporation entails the borrowing and re-lending of funds. Consequently, it is subject to substantial leverage, and may therefore be exposed to potential financial risks that accompany borrowing. In relation to its various borrowing arrangements, the Corporation is currently subject to certain requirements relating to the maintenance of acceptable liquidity and leverage ratios.

#### *Analysis of financial liabilities by remaining contractual maturities*

The tables below summarize the maturity profile of the Corporation's financial liabilities on contractual undiscounted repayment obligations.

#### **As at December 31, 2016**

|                             | Up to 1 year         | Over 1 year to 3 years | Over 3 years         | Total                |
|-----------------------------|----------------------|------------------------|----------------------|----------------------|
| Bills payable               | 1,180,120,000        | 10,575,000             | 987,859,167          | 2,178,554,167        |
| Trade and other payables*   | 102,651,157          | 0                      | 0                    | 102,651,157          |
| Deposits on lease contracts | 121,878,183          | 82,232,223             | 39,081,374           | 243,191,780          |
|                             | <b>1,404,649,340</b> | <b>92,807,223</b>      | <b>1,026,940,541</b> | <b>2,524,397,104</b> |

#### **As at December 31, 2015**

|                             | Up to 1 year         | Over 1 year to 3 years | Over 3 years         | Total                |
|-----------------------------|----------------------|------------------------|----------------------|----------------------|
| Bills payable               | 996,800,000          | 0                      | 1,200,959,295        | 2,197,759,295        |
| Trade and other payables*   | 108,428,716          | 0                      | 0                    | 108,428,716          |
| Deposits on lease contracts | 134,552,487          | 43,543,314             | 55,614,129           | 233,709,930          |
|                             | <b>1,239,781,203</b> | <b>43,543,314</b>      | <b>1,256,573,424</b> | <b>2,539,897,941</b> |

\*Trade and other payables identified as financial liabilities do not include government dues.

Financial assets available to meet all of the liabilities include cash in bank and loans and receivables. The Corporation would also be able to meet unexpected net cash outflows by accessing additional funding sources.

## 5. FAIR VALUE MEASUREMENT

The Corporation's principal financial instruments comprised cash, loans and receivables, advances to officers and employees, AFS financial asset, bills payable, trade and other payables and deposits on lease contracts.

(a) *Carrying Amount versus Fair Value*

The following table compares the carrying amounts and fair values of the Corporation's financial assets and financial liabilities as at December 31, 2016 and 2015.

|  | 2016                 |                      | 2015                 |                      |
|--|----------------------|----------------------|----------------------|----------------------|
|  | Carrying Amount      | Fair Value           | Carrying Amount      | Fair Value           |
| Financial assets:                            |                      |                      |                      |                      |
| Cash (Note 6)                                | 42,510,620           | 42,510,620           | 42,977,083           | 42,977,083           |
| Loans and receivables (Notes 8 and 14)       | 3,589,723,898        | 3,403,816,556        | 3,579,912,329        | 3,375,186,553        |
| Advances to officers and employees (Note 13) | 731,010              | 731,010              | 904,988              | 904,988              |
| AFS financial asset (Note 7)                 | 0                    | 0                    | 5,825,000            | 0                    |
|  | <b>3,632,965,528</b> | <b>3,447,058,186</b> | <b>3,629,619,400</b> | <b>3,419,068,624</b> |

|                                      | 2016                 |                      | 2015                 |                      |
|--------------------------------------|----------------------|----------------------|----------------------|----------------------|
|                                      | Cost                 | Fair Value           | Cost                 | Fair Value           |
| Financial liabilities:               |                      |                      |                      |                      |
| Bills payable (Note 15)              | 2,178,554,167        | 2,178,554,167        | 2,197,759,295        | 2,197,759,295        |
| Trade and other payables* (Note 16)  | 102,651,157          | 102,651,157          | 108,428,716          | 108,428,716          |
| Deposit on lease contracts (Note 20) | 243,191,780          | 243,191,780          | 233,709,930          | 233,709,930          |
|                                      | <b>2,524,397,104</b> | <b>2,524,397,104</b> | <b>2,539,897,941</b> | <b>2,539,897,941</b> |

\*Trade and other payables identified as financial liabilities do not include government dues.

The Corporation considers that the carrying amount of the following financial assets and financial liabilities are a reasonable approximation of their fair value:

- Cash
- Trade and other payables

(b) *Fair value hierarchy*

The Corporation uses the following hierarchy for determining and disclosing the fair value of financial instruments by valuation technique:

- Level 1: quoted prices (unadjusted) in active markets for identical assets or liabilities;
- Level 2: inputs other than quoted prices included within Level 1 that are observable for the resource or liability, either directly (i.e. as prices) or indirectly (i.e. derived from prices); and
- Level 3: inputs for the asset or liability that are not based on observable market data (unobservable inputs).

The level in the fair value hierarchy within which the financial asset or financial liability is categorized is determined on the basis of the lowest level input that is significant to the fair value measurement. Financial assets and financial liabilities are classified in its entirety into only one of the three levels.

The only financial instrument of the Corporation measured at fair value is the available for sale financial asset which was classified under Level 1.

(c) *Valuation techniques*

The methods and assumptions used by the Corporation in estimating the fair value of the financial instruments follow:

(i) *Loans and other receivables*

The estimated fair value of loans and other receivables represents the discounted amount of estimated future cash flow expected to be received. Expected cash flows are discounted at current market rates to determine fair value.

(ii) *Available for sale financial asset*

For Level 1 available-for-sale investment, the group uses the closing market price as at reporting date per share multiplied by the number of shares held.

The fair value of available for sale securities is reduced to zero due to suspension of trading of stock.

(iii) *Bills payable*

The estimated fair value of bills payable represents the discounted amount of estimated future cash flows expected to be paid. Expected cash flows are discounted at current market rates to determine fair value.

(iv) *Deposits on lease contracts*

Deposits on lease contracts are carried at amortised cost which represents the present value.

## 6. CASH AND CASH EQUIVALENTS

This account consists of:

|               | 2016              | 2015              |
|---------------|-------------------|-------------------|
| Cash in banks | 42,440,120        | 42,917,083        |
| Cash on hand  | 70,500            | 60,000            |
|               | <b>42,510,620</b> | <b>42,977,083</b> |

Cash in banks earn interest at floating rates based on daily bank deposit rates. Annual interest earned on deposits in banks range from 1.125 per cent to 1.250 per cent in 2016 and 2015, respectively. Interest income earned from deposits in banks reported in the statements of comprehensive income totaled P118,460 and P149,873 for the years ended December 31, 2016 and 2015, respectively.

During 2016, LLFC invested P29,997,083 in a 7-day high yield savings account at Land Bank of the Philippines which earned interest amounting to P4,667.

Cash on hand includes petty cash amounting of P45,000 and P55,000 as at December 31, 2016 and 2015, respectively.

## 7. AVAILABLE FOR SALE FINANCIAL ASSET

This account consists of:

|                                    | 2016 | 2015        |
|------------------------------------|------|-------------|
| AFS financial asset, listed shares | 0    | 5,825,000   |
| Allowance for probable losses      | 0    | (5,825,000) |
|                                    | 0    | 0           |

The account reflects holdings of 5,825,000 shares of common stock of Export and Industry Bank (EIB).

In 2001, LLFC bought deposit receivables of a particular client from Urban Bank at the discounted price of P43.350 million. In September 2004, the receivables (amounting to P58.245 million by then) were settled by the rehabilitated bank renamed as Export-Industry Bank (EIB), thru cash settlement of P52.425 million and 5.825 million shares of common stocks at a par value of P1.00 per share. With the settlement, the investment on the receivables was closed and the 5.825 million shares of Common Stock of EIB were booked as Available-for-sale securities with the fair value changes being accounted for in equity through other comprehensive income.

As of December 31, 2016, an objective evidence as to the prolonged decline in value of the investment in the shares of stocks of EIB was established based on the following circumstances and events:

- In May 2009, trading on the stock was suspended in view of the pending purchase of EIB by another bank. The acquisition has already been given an approval in principle by the Bangko Sentral ng Pilipinas (BSP). Prior to the suspension in May 2009, shares of EIB were trading at 14¢ per share.
- In April 2012, BSP placed EIB under the receivership of Philippine Deposit Insurance Corporation (PDIC) after its total liabilities exceeded its total assets. On October 18, 2012, PDIC scheduled the bidding for EIB but the bidding failed as no potential investors appeared due to the three-day temporary restraining order (TRO) issued by the Makati Regional Trial Court in October 17, 2012 as requested by some of the parties which has claims against the bank.
- A rebidding was scheduled on March 20, 2013 but this did not push through because no strategic third party investor submitted a letter of interest or a pre-bid documentary requirement.
- In April 2015, the court ruled that PDIC's petition for liquidation was "sufficient in form and substance and conformably with pertinent law." The Presiding Judge further enjoined all those with claims against EIB's assets to file formal complaints.

The Board of Directors thru their Resolution No. 17-020 dated February 17, 2017, subsequently authorized the write-off of investment in the shares of stocks of EIB.

The cumulative loss amounting to P5,825,000 that was previously recognized in equity was recognized in the statement of comprehensive income as of December 31, 2016 under the "Loss on derecognition of Available for Sale Financial Asset" account.

## 8. LOANS AND RECEIVABLES

The current portion of the Corporation's loans and receivables consist of:

|                                 | 2016                 | 2015                 |
|---------------------------------|----------------------|----------------------|
| Finance lease receivables       | 248,461,322          | 249,793,207          |
| Finance lease receivables - LBP | 9,203,532            | 17,697,463           |
| Loans and receivables - others  | 818,606,723          | 880,138,310          |
|                                 | <b>1,076,271,577</b> | <b>1,147,628,980</b> |
| Accounts receivable - clients   | 257,468,462          | 137,801,865          |
| Allowance for probable losses   | (1,561,050)          | (1,542,087)          |
|                                 | <b>255,907,412</b>   | <b>136,259,778</b>   |
| Accrued interest receivable     | 3,371,895            | 4,419,867            |
| Allowance for probable losses   | 0                    | 0                    |
|                                 | <b>3,371,895</b>     | <b>4,419,867</b>     |
|                                 | <b>1,335,550,884</b> | <b>1,288,308,625</b> |

The non-current portion consists of:

|                                 | 2016                 | 2015                 |
|---------------------------------|----------------------|----------------------|
| Finance lease receivables       | 1,261,357,772        | 1,266,424,785        |
| Allowance for probable losses   | (28,546,015)         | (40,986,648)         |
|                                 | <b>1,232,811,757</b> | <b>1,225,438,137</b> |
| Finance lease receivables - LBP | 46,340,738           | 63,138,770           |
| Allowance for probable losses   | 0                    | 0                    |
|                                 | <b>46,340,738</b>    | <b>63,138,770</b>    |
| Loans and receivables - others  | 944,913,454          | 960,498,062          |
| Allowance for probable losses   | (155,800,277)        | (162,197,041)        |
|                                 | <b>789,113,177</b>   | <b>798,301,021</b>   |
|                                 | <b>2,068,265,672</b> | <b>2,086,877,928</b> |

As of December 31, 2016, 11 per cent of the Corporations' finance lease and loans receivable are subject to interest re-pricing (2015: 10 per cent). The remaining loans earn annual fixed interest rates ranging from three per cent to 20 per cent in 2016 and 2015, respectively.

The amounts of P253,378,565 and P136,202,064 of the receivables from clients as of December 31, 2016 and 2015, respectively, represent amounts due from Land Bank of the Philippines ("Parent Bank") for the chauffeuring services rendered in relation to finance and operating lease facilities entered into with the Parent Bank. Total revenues generated from finance and operating lease facilities with the Parent Bank amounted to P119,627,659 and P46,140,175 in 2016 (2015 : P149,932,725 for finance leases and P45,236,905 for operating leases) as disclosed in Note 22 to the financial statements.

#### Finance lease receivables

An analysis of the LLFC's finance lease receivables as at December 31, 2016 and 2015 is presented as follows:

|   | 2016                 | 2015                 |
|---|----------------------|----------------------|
| Finance lease receivables:                  |                      |                      |
| Within 1 year                               | 165,717,825          | 183,417,431          |
| Beyond 1 year but not beyond 5 years        | 314,015,416          | 286,621,946          |
| Beyond 5 years                              | 1,373,135,708        | 1,545,719,800        |
|   | <b>1,852,868,949</b> | <b>2,015,759,177</b> |
| Residual value of leased assets:            |                      |                      |
| Within 1 year                               | 98,339,104           | 74,545,783           |
| Beyond 1 year but not beyond 5 years        | 114,186,834          | 84,968,911           |
| Beyond 5 years                              | 126,186,545          | 126,186,545          |
|   | <b>338,712,483</b>   | <b>285,701,239</b>   |
| Total minimum lease receivable              | <b>2,191,581,432</b> | <b>2,301,460,416</b> |
| Less: Unearned Leasing Income               |                      |                      |
| Within 1 year                               | 15,595,607           | 8,170,007            |
| Beyond 1 year                               | 715,163,555          | 842,785,742          |
|   | <b>730,759,162</b>   | <b>850,955,749</b>   |
| Net investment in finance lease receivables | <b>1,460,822,270</b> | <b>1,450,504,667</b> |
| Past due receivables                        | 21,904,430           | 37,155,966           |
| Restructured accounts                       | 0                    | 0                    |
| Past due - restructured accounts            | 4,942,887            | 5,599,903            |
| Items in litigation                         | 32,665,487           | 35,998,817           |
|   | <b>59,512,804</b>    | <b>78,754,686</b>    |
| Less: Unearned leasing income               | 10,515,980           | 13,041,361           |
|   | <b>48,996,824</b>    | <b>65,713,325</b>    |
|   | <b>1,509,819,094</b> | <b>1,516,217,992</b> |
|   | 2016                 | 2015                 |
| Finance lease receivables - LBP             |                      |                      |
| Within 1 year                               | 13,129,253           | 35,712,551           |
| Beyond 1 year but not beyond 5 years        | 113,254,999          | 124,766,449          |
|   | <b>126,384,252</b>   | <b>160,479,000</b>   |

|   | 2016               | 2015               |
|---|--------------------|--------------------|
| Residual value of leased assets:                  |                    |                    |
| Within 1 year                                     | 2,027,000          | 5,653,600          |
| Beyond 1 year but not beyond 5 years              | 0                  | 0                  |
| Beyond 5 years                                    | 0                  | 0                  |
|   | <b>2,027,000</b>   | <b>5,653,600</b>   |
| Total minimum lease receivable                    | <b>128,411,252</b> | <b>166,132,600</b> |
| Less: Unearned leasing income                     |                    |                    |
| Within 1 year                                     | 5,952,721          | 23,668,688         |
| Beyond 1 year                                     | 66,914,261         | 61,627,679         |
|   | <b>72,866,982</b>  | <b>85,296,367</b>  |
| Net investment in finance lease receivables - LBP | <b>55,544,270</b>  | <b>80,836,233</b>  |

#### Loans and receivables – others

The breakdown of loans and receivables – others as of December 31, 2016 and 2015 are as follows:

|                                  | 2016                 | 2015                 |
|----------------------------------|----------------------|----------------------|
| Loans and receivables – others   |                      |                      |
| Within 1 year                    | 818,606,723          | 880,138,310          |
| Beyond 1 year                    | 563,395,439          | 716,638,722          |
|                                  | <b>1,382,002,162</b> | <b>1,596,777,032</b> |
| Past due receivables             | 154,746,511          | 102,204,693          |
| Restructured accounts            | 65,792,882           | 24,661,842           |
| Past due – restructured accounts | 63,546,681           | 14,546,681           |
| Items in litigation              | 100,183,612          | 105,749,886          |
|                                  | <b>384,269,686</b>   | <b>247,163,102</b>   |
| Less: Unearned interest income   | 2,751,671            | 3,303,762            |
|                                  | <b>381,518,015</b>   | <b>243,859,340</b>   |
|                                  | <b>1,763,520,177</b> | <b>1,840,636,372</b> |

#### Summary of loans and receivables

##### Loans and lease receivables

|                                 | 2016                 | 2015                 |
|---------------------------------|----------------------|----------------------|
| Finance lease receivables       | 1,509,819,094        | 1,516,217,992        |
| Finance lease receivables - LBP | 55,544,270           | 80,836,233           |
| Loans and receivables - others  | 1,763,520,177        | 1,840,636,372        |
|                                 | <b>3,328,883,541</b> | <b>3,437,690,597</b> |

Other receivables:

|                               | 2016        | 2015        |
|-------------------------------|-------------|-------------|
| Accounts receivable – clients | 257,468,462 | 137,801,865 |
| Accrued interest receivable   | 3,371,895   | 4,419,867   |
|                               | 260,840,357 | 142,221,732 |

Accounts receivable amounting to P253,378,565 and P136,202,064 represent the amounts due from the Parent Bank for finance and operating lease transactions for 2016 and 2015, respectively.

Interest income on receivables

Interest income on receivables as presented in the statements of comprehensive income follows:

|                            | 2016        | 2015        |
|----------------------------|-------------|-------------|
| Lease contracts receivable | 273,905,140 | 319,526,503 |
| Loans receivable           | 120,728,188 | 140,476,646 |
| Others                     | 240,508     | 49,092      |
|                            | 394,873,836 | 460,052,241 |

Reconciliation of credit losses

A reconciliation of the allowance for credit losses for loans and receivables by class is as follows:

As at December 31, 2016

|                                 | Finance lease receivables | Loans and receivables – others | Accounts receivable – clients | Accrued interest receivable | Total        |
|---------------------------------|---------------------------|--------------------------------|-------------------------------|-----------------------------|--------------|
| At January 1, 2016              | 40,986,648                | 162,197,041                    | 1,542,087                     | 0                           | 204,725,776  |
| Provisions during the year      | 5,729,356                 | 12,765,805                     | 174,607                       | 0                           | 18,669,768   |
| Foreclosures and adjustments    | (18,169,989)              | (19,162,569)                   | (155,644)                     | 0                           | (37,488,202) |
| At December 31                  | 28,546,015                | 155,800,277                    | 1,561,050                     | 0                           | 185,907,342  |
| Specific impairment provision   | 16,618,561                | 155,800,277                    | 1,561,050                     | 0                           | 173,979,888  |
| Collective impairment provision | 11,927,454                | 0                              | 0                             | 0                           | 11,927,454   |
| Total impairment provision      | 28,546,015                | 155,800,277                    | 1,561,050                     | 0                           | 185,907,342  |

Gross amount of loans specifically determined to be impaired before deducting individually-assessed credit losses

|  |            |             |           |   |             |
|--|------------|-------------|-----------|---|-------------|
|  | 48,996,814 | 308,224,616 | 1,561,050 | 0 | 358,782,480 |
|--|------------|-------------|-----------|---|-------------|

As at December 31, 2015

|                                 | Finance lease receivables | Loans and receivables – others | Accounts receivable – clients | Accrued interest receivable | Total       |
|---------------------------------|---------------------------|--------------------------------|-------------------------------|-----------------------------|-------------|
| At January 1, 2015              | 20,944,940                | 164,661,883                    | 1,100,094                     | 18,859                      | 186,725,776 |
| Provisions during the year      | 17,576,866                | 0                              | 423,134                       | 0                           | 18,000,000  |
| Foreclosures and adjustments    | 2,464,842                 | (2,464,842)                    | 18,859                        | (18,859)                    | 0           |
| At December 31                  | 40,986,648                | 162,197,041                    | 1,542,087                     | 0                           | 204,725,776 |
| Specific impairment provision   | 14,235,491                | 162,197,041                    | 1,542,087                     | 0                           | 177,974,619 |
| Collective impairment provision | 26,751,157                | 0                              | 0                             | 0                           | 26,751,157  |
| Total impairment provision      | 40,986,648                | 162,197,041                    | 1,542,087                     | 0                           | 204,725,776 |



|   |            |             |           |   |             |
|---|------------|-------------|-----------|---|-------------|
| Gross amount of loans specifically determined to be impaired before deducting individually-assessed credit losses | 47,275,449 | 208,674,780 | 1,599,801 | 0 | 257,550,030 |
|---|------------|-------------|-----------|---|-------------|

### **BSP Reporting**

Details of finance lease receivable as to industry/economic sector and collateral type at December 31 are as follows:

(a) *As to industry/economic sector (in per cent)*

|  | 2016          | 2015          |
|--|---------------|---------------|
| Services                               | 26.90         | 28.92         |
| Public sector                          | 23.50         | 24.61         |
| Banks and other financial institutions | 15.70         | 11.76         |
| Wholesale and retail trade             | 9.60          | 5.40          |
| Public utilities                       | 7.50          | 7.91          |
| Real estate                            | 0.60          | 1.39          |
| Manufacturing                          | 1.30          | 0.33          |
| Agriculture, fishing and forestry      | 0.90          | 1.10          |
| Others                                 | 14.00         | 18.59         |
|  | <b>100.00</b> | <b>100.00</b> |

The BSP considers that concentration of credit exists when total loan exposure to a particular industry or economic sector exceeds 30 per cent of total loan portfolio. However, credit granted to public sectors, in accordance with the BSP Circular No. 514 and its Manual of Regulations for Banks and Non-Bank Financial Intermediaries, specifically provide that loans, other credit accommodations and guarantees to the Republic of the Philippines (ROP) and/or its agencies/departments/bureaus shall be considered non-risk and not subject to any ceiling.

(b) *As to collateral*

|                              | 2016                 | 2015<br>As restated  |
|------------------------------|----------------------|----------------------|
| Secured                      |                      |                      |
| Property under finance lease | 1,501,734,093        | 1,441,750,678        |
| Real estate mortgage         | 234,210,561          | 472,941,183          |
| Chattel mortgage             | 1,448,433,562        | 1,155,803,851        |
|                              | <b>3,184,378,216</b> | <b>3,070,495,712</b> |
| Unsecured                    | 405,345,682          | 509,416,617          |
|                              | <b>3,589,723,898</b> | <b>3,579,912,329</b> |

BSP Circular No. 351 allow nonbanks with no un-booked valuation reserves and capital adjustments required by the BSP to exclude from non-performing classification those receivables from customers classified as 'Loss' in the latest examination of the BSP which are fully covered by allowance for credit losses, provided that interest on said loans shall not be accrued.

As of December 31, 2016 and 2015, nonperforming loans (NPLs) not fully- covered by allowance for credit losses follow:

|   | 2016          | 2015          |
|---|---------------|---------------|
| Total NPLs  | 365,094,440   | 285,303,742   |
| Less: NPLs fully-covered by allowance for credit losses | (134,542,771) | (120,809,254) |
|   | 230,551,669   | 164,494,488   |

As of December 31, 2016 and 2015, secured and unsecured NPLs follow:

|           | 2016        | 2015        |
|-----------|-------------|-------------|
| Secured   | 270,589,128 | 190,605,724 |
| Unsecured | 94,505,312  | 94,698,018  |
|           | 365,094,440 | 285,303,742 |

## 9. INVESTMENT PROPERTY

These include acquired land and buildings that are held to earn rentals, or for capital appreciation, or both. The movements of the Investment Property account are presented below:

|                                 | 2016       | 2015       |
|---------------------------------|------------|------------|
| <b>Cost</b>                     |            |            |
| At January 1 and December 31    | 10,316,000 | 10,316,000 |
| Additions                       | 17,172,856 | 0          |
|                                 | 27,488,856 | 10,316,000 |
| <b>Accumulated depreciation</b> |            |            |
| At January 1                    | 531,275    | 303,586    |
| Depreciation for the year       | 513,385    | 227,689    |
| At December 31                  | 1,044,660  | 531,275    |
| <b>Allowance for Impairment</b> |            |            |
| At January 1                    | 3,387,285  | 3,387,285  |
| Provision for the year          | 2,950,232  | 0          |
| At December 31                  | 6,337,517  | 3,387,285  |
| <b>Net book value</b>           |            |            |
| December 31                     | 20,106,679 | 6,397,440  |

Additions to investment properties in 2016 pertain to foreclosed parcels of land and building redemption period by the borrowers and with on-going court cases.

The aggregate market value of investment properties as of December 31, 2016 and 2015 amounted to P38,368,000 and P10,669,800, respectively. The fair value has been determined based on valuations made by in-house appraisers or accredited independent appraisers. Valuations were based on the information about the prevailing market value of similar or comparable real properties in the same area as the investment properties, and taking into account the economic conditions prevailing at the time the valuation were made.

Costs incurred in maintaining investment properties totaled P34,355 in 2015 which were paid to LBP Resources Development Corporation (LBRDC), a related party.

## 10. EQUIPMENT AND OTHER PROPERTY FOR LEASE

The Corporation entered into finance lease transactions with various lessees either by purchase from equipment suppliers or by sale and leaseback with the leases involving various equipment with terms ranging from 24 to 60 months. The equipment acquired from equipment suppliers are initially booked as 'Equipment and Other Property for Lease – Finance Lease' until the Certificate of Acceptance from client is received, and the corresponding implementation memo is approved for booking to 'Lease Contract Receivables'.

On September 24, 2014, the Board of Directors approved the acquisition of the 5,000 square meter property at Bonifacio Global City for the account of Security and Exchange Commission (SEC). The Corporation and Insurance Commission will be the co-buyers of the property in the amount of P600,000,000. As of December 31, 2014, the amount of P308,378,250 was initially booked as 'Equipment and Other Property for Lease – Finance Lease' as the Corporation's share in the acquisition of the property.

As of December 31, 2016 and 2015, a total of P12,397,584 and P15,432,286, respectively, representing borrowing costs on the acquired 5,000 square meter property, were capitalized as Equipment and Other Property for Lease – Finance Lease' (See Note 15).

The Corporation also entered into an operating lease with its Parent Bank, with lease terms ranging from 12 to 60 months, involving transportation equipment.

The details pertinent to the Corporation's EOPL are as follows:

|                 | 2016               | 2015<br>As restated |
|-----------------|--------------------|---------------------|
| Finance lease   | 368,700,724        | 385,660,227         |
| Operating lease | 41,274,978         | 50,941,208          |
|                 | <b>409,975,702</b> | <b>436,601,435</b>  |

A roll forward analysis of EOPL under operating leases is presented in the succeeding table:

|                                 | 2016              | 2015        |
|---------------------------------|-------------------|-------------|
| <b>Cost</b>                     |                   |             |
| At January 1                    | 103,769,090       | 109,382,633 |
| Disposals                       | (19,900,763)      | (5,613,543) |
| At December 31                  | <b>83,868,327</b> | 103,769,090 |
| <b>Accumulated depreciation</b> |                   |             |
| At January 1                    | 52,827,882        | 50,094,302  |
| Depreciation for the year       | 7,630,917         | 7,630,917   |
| Disposals                       | (17,865,450)      | (4,897,337) |
| At December 31                  | <b>42,593,349</b> | 52,827,882  |
| <b>Net book value</b>           |                   |             |
| December 31                     | <b>41,274,978</b> | 50,941,208  |

Depreciation charges amounting P7,630,917 for 2016 and 2015 are lodged under the depreciation and amortization account under Direct Expenses in the statements of comprehensive income.

In 2016 and 2015, the Corporation sold vehicles previously covered by operating lease agreements with a total carrying value of P19,900,764 and P516,009, respectively, on which it realized a gain of P4,028,475 and P1,589,491, respectively, as disclosed in Note 18 to the financial statements.

During 2015, the Corporation donated vehicles with an aggregate net book value of P200,197 to LBP Resources Development Corporation (LBRDC), Land Bank of the Philippines-Facilities Management Department (LBP-FMD) and Masaganang Sakahan, Inc. (MSI).

## 11. PROPERTY AND EQUIPMENT

The composition of and movement in this account are as follows:

As at December 31, 2016

|                                 | Building and improvements | Furniture and Fixtures | Transportation Equipment | Other properties acquired | Total             |
|---------------------------------|---------------------------|------------------------|--------------------------|---------------------------|-------------------|
| <b>Cost</b>                     |                           |                        |                          |                           |                   |
| At January 1                    | 42,566,207                | 11,565,497             | 1,567,273                | 2,491,000                 | 58,189,977        |
| Additions                       | 0                         | 95,210                 | 0                        | 0                         | 95,210            |
| Disposals                       | 0                         | (10,273)               | 0                        | (2,491,000)               | (2,501,273)       |
| At December 31                  | 42,566,207                | 11,650,434             | 1,567,273                | 0                         | 55,783,914        |
| <b>Accumulated depreciation</b> |                           |                        |                          |                           |                   |
| At January 1                    | 15,687,791                | 8,481,333              | 1,493,907                | 2,241,900                 | 27,904,931        |
| Depreciation for the year       | 1,256,777                 | 630,613                | 0                        | 0                         | 1,887,390         |
| Disposals                       | 0                         | (10,272)               | 0                        | (2,241,900)               | (2,252,172)       |
| At December 31                  | 16,944,568                | 9,101,674              | 1,493,907                | 0                         | 27,540,149        |
| <b>Net book value</b>           | <b>25,621,639</b>         | <b>2,548,760</b>       | <b>73,366</b>            | <b>0</b>                  | <b>28,243,765</b> |

As at December 31, 2015

|                                 | Building and improvements | Furniture and Fixtures | Transportation Equipment | Other properties acquired | Total             |
|---------------------------------|---------------------------|------------------------|--------------------------|---------------------------|-------------------|
| <b>Cost</b>                     |                           |                        |                          |                           |                   |
| At January 1                    | 42,566,207                | 12,076,221             | 1,567,273                | 2,491,000                 | 58,700,701        |
| Additions                       | 0                         | 659,425                | 0                        | 0                         | 659,425           |
| Disposals                       | 0                         | (1,170,149)            | 0                        | 0                         | (1,170,149)       |
| At December 31                  | 42,566,207                | 11,565,497             | 1,567,273                | 2,491,000                 | 58,189,977        |
| <b>Accumulated depreciation</b> |                           |                        |                          |                           |                   |
| At January 1                    | 14,431,015                | 8,783,748              | 1,493,907                | 1,681,425                 | 26,390,095        |
| Depreciation for the year       | 1,256,776                 | 735,507                | 0                        | 560,475                   | 2,552,758         |
| Disposals                       | 0                         | (1,037,922)            | 0                        | 0                         | (1,037,922)       |
| At December 31                  | 15,687,791                | 8,481,333              | 1,493,907                | 2,241,900                 | 27,904,931        |
| <b>Net book value</b>           | <b>26,878,416</b>         | <b>3,084,164</b>       | <b>73,366</b>            | <b>249,100</b>            | <b>30,285,046</b> |

As of December 31, 2016 and 2015, the total cost of fully-depreciated property and equipment still in use by the Corporation amounted to P11,254,504 and P5,259,057, respectively.

In October 2016, LLFC sold other properties acquired as scrap from which a loss of P169,100 was realized as disclosed in Note 18 to the financial statements.

Also in 2016, LLFC disposed fully-depreciated office fixtures and equipment from which a total gain of P1,800 was realized.

Certain obsolete and unserviceable furniture, fixtures and office equipment with an aggregate cost of P1,170,149 have been retired in November 2015 on which the Corporation realized a total loss of P132,227.

The Corporation recognized depreciation/amortization charges in the amount of P10,557,859 in 2016 and P11,752,166 in 2015, as shown in the Direct and General and Administrative Expense sections in the statements of comprehensive income, with details as follows:

|  | 2016              | 2015              |
|--|-------------------|-------------------|
| <i>Direct expense</i>                              |                   |                   |
| Equipment and other properties for lease (Note 10) | 7,630,917         | 7,630,917         |
| <i>General and administrative expense</i>          |                   |                   |
| Investment properties (Note 9)                     | 513,385           | 227,689           |
| Property and equipment (Note 11)                   | 1,887,390         | 2,552,758         |
| Intangibles (Note 13)                              | 526,167           | 1,340,802         |
|  | <b>2,926,942</b>  | <b>4,121,249</b>  |
|  | <b>10,557,859</b> | <b>11,752,166</b> |

Management has reviewed the carrying values of the Corporation's property and equipment as of December 31, 2016 and 2015 for impairment. Based on the results of its evaluation, there were no indications that the property and equipment are impaired.

## 12. NON-CURRENT ASSETS HELD FOR SALE

This account pertains to a group of assets that will be disposed of through sale or otherwise, in a single transaction. Thus, these assets are available for immediate sale at its present condition and management believes that such sale is highly probable.

### As at December 31, 2016

|                                      | Land             | Building       | Equipment   | Total            |
|--------------------------------------|------------------|----------------|-------------|------------------|
| At January 1                         | 3,126,253        | 143,612        | 30,000      | 3,299,865        |
| Disposal                             | 0                | 0              | (1,287,774) | (1,287,774)      |
| Reversal of provision for impairment | 0                | 0              | 1,257,774   | 1,257,774        |
| Adjustment                           | (257,774)        | 0              | 0           | (257,774)        |
| At December 31                       | <b>2,868,479</b> | <b>143,612</b> | <b>0</b>    | <b>3,012,091</b> |

As at December 31, 2015

|                   | Land      | Building | Equipment | Total     |
|-------------------|-----------|----------|-----------|-----------|
| At January 1, net | 3,012,404 | 143,612  | 143,849   | 3,299,865 |
| Disposal          | 0         | 0        | 0         | 0         |
| Impairment        | 0         | 0        | 0         | 0         |
| Adjustment        | 113,849   | 0        | (113,849) | 0         |
| At December 31    | 3,126,253 | 143,612  | 30,000    | 3,299,865 |

The changes in allowance for impairment are as follows:

|                                      | 2016        | 2015      |
|--------------------------------------|-------------|-----------|
| At January 1                         | 5,415,033   | 5,415,033 |
| Reversal of provision for impairment | (1,000,000) | 0         |
| At December 31                       | 4,415,033   | 5,415,033 |

The provision for impairment amounting to P1,257,774 was reversed in May 2016 simultaneously with the sale of pieces of equipment of which the Corporation realized a loss of P261,774 as disclosed in Note 18.

Adjustment in the provision for impairment in 2016 relates to the additional allowance for parcels of land resulting to a net reversal of P1,000,000.

Adjustment in the provision for impairment in 2015 represents a reallocation of excess allowance for land and buildings with an aggregate assessed value of P10,459,800 to pieces of equipment whose total fair market value was determined to be P30,000.

Valuations were conducted by both in-house and third party appraisers on the basis of information on the prevailing market value of similar or comparable real properties in the same area as the investment properties and taking into account the economic conditions prevailing at the time the valuation were made.

### 13. OTHER ASSETS

Current and non-current classification of other assets as at December 31, 2016 and 2015 are as follows:

**As at December 31, 2016**

|                                    | Due within<br>1 year | Due beyond<br>1 year | Total      |
|------------------------------------|----------------------|----------------------|------------|
| Miscellaneous assets               | 6,136,153            | 1,126,629            | 7,262,782  |
| Prepaid expense                    | 3,291,008            | 0                    | 3,291,008  |
| Intangibles                        | 205,273              | 147,624              | 352,897    |
| Advances to officers and employees | 731,010              | 0                    | 731,010    |
| Stationeries and supplies—unissued | 137,570              | 0                    | 137,570    |
| Other investments                  | 0                    | 16,000               | 16,000     |
| Other assets                       | 0                    | 306                  | 306        |
|                                    | 10,501,014           | 1,290,559            | 11,791,573 |

As at December 31, 2015

|                                      | Due within 1<br>year | Due beyond<br>1 year | Total            |
|--------------------------------------|----------------------|----------------------|------------------|
| Miscellaneous assets                 | 3,060,777            | 1,126,629            | 4,187,406        |
| Prepaid expense                      | 2,924,429            | 0                    | 2,924,429        |
| Intangibles                          | 474,991              | 224,871              | 699,862          |
| Advances to officers and employees   | 904,988              | 0                    | 904,988          |
| Stationeries and supplies - unissued | 107,099              | 0                    | 107,099          |
| Other investments                    | 0                    | 16,000               | 16,000           |
| Other assets                         | 0                    | 306                  | 306              |
|                                      | <b>7,472,284</b>     | <b>1,367,806</b>     | <b>8,840,090</b> |

Miscellaneous assets include creditable withholding taxes, security and utility deposits.

An Intangible Asset, as defined in Philippine Accounting Standard No. 38, is a non-physical asset having a useful life greater than one year. The Corporation applied this standard to software licenses and operating system of a computer, that whenever a computer software is purchased and does not form as an integral part of the related hardware, this computer software is treated as an intangible asset.

In accordance with paragraph 9.2 under COA Resolution No. 2006-006 dated January 31, 2006, and as it is probable that future economic benefits attributable to the assets shall flow to the Corporation, the computer software are recognized at cost, and reported herein as net of accumulated amortization. Amortization is based on the straight line method less ten percent residual value.

#### 14. ALLOWANCE FOR CREDIT AND IMPAIRMENT LOSSES

Changes in the allowance for probable losses are as follows:

|  | 2016               | 2015               |
|--|--------------------|--------------------|
| At January 1                           |                    |                    |
| Finance lease receivables              | 40,986,648         | 20,944,940         |
| Loans and receivables - others         | 162,197,041        | 164,661,883        |
| Accounts receivable - clients          | 1,542,087          | 1,100,094          |
| Accrued interest receivable            | 0                  | 18,859             |
| Investment property                    | 3,387,285          | 3,387,285          |
| Non-current assets held for sale       | 5,415,033          | 5,415,033          |
|  | <b>213,528,094</b> | <b>195,528,094</b> |
| Provisions for the year                | 21,620,000         | 18,000,000         |
| Accounts charged-off/other adjustments | (38,488,202)       | 0                  |
| At December 31                         | <b>196,659,892</b> | <b>213,528,094</b> |

Allocations of allowance for credit and impairment losses are as follows:

|                                | 2016        | 2015        |
|--------------------------------|-------------|-------------|
| Finance lease receivables      | 28,546,015  | 40,986,648  |
| Loans and receivables - others | 155,800,277 | 162,197,041 |
| Accounts receivable - clients  | 1,561,050   | 1,542,087   |

|                                  | 2016               | 2015        |
|----------------------------------|--------------------|-------------|
| Investment property              | 6,337,517          | 3,387,285   |
| Non-current assets held for sale | 4,415,033          | 5,415,033   |
|                                  | <b>196,659,892</b> | 213,528,094 |

With the foregoing level of allowance for credit and impairment losses, Management believes that LLFC has sufficient allowance provided for losses that may arise from the non-collection or non-realization of its receivables and other risk assets.

## 15. BILLS PAYABLE

This account represents peso borrowings from various banks in the form of promissory notes.

|             | 2016                 | 2015          |
|-------------|----------------------|---------------|
| Current     | 1,180,120,000        | 996,800,000   |
| Non-current | 998,434,167          | 1,200,959,295 |
|             | <b>2,178,554,167</b> | 2,197,759,295 |

Interest rates on bills payable range from 2.750 per cent to 4.00 per cent and 2.80 per cent to 4.00 per cent in 2016 and 2015, respectively.

Bills payable are made at terms equivalent to those that prevail in arm's length transactions. Outstanding balances as of December 31, 2016 and 2015 are partially secured with terms of maturity ranging from 90 days to nine years. Interest expense on borrowings amounted to P61,468,508 and P65,882,808 for the years ending December 31, 2016 and 2015, respectively.

Total interest expense in 2016 and 2015 as presented in the statements of comprehensive income is net of P12,397,584 and P15,432,286 finance charges on a lease facility that was capitalized as EOPL in accordance with the provisions of PAS 23 on Borrowing Costs.

As at December 31, 2016, there are no defaults or breaches on these promissory notes.

## 16. TRADE AND OTHER PAYABLES

This account consists of:

|                            | 2016       | 2015                      |
|----------------------------|------------|---------------------------|
| Accounts payable – trade   | 34,707,927 | As restated<br>14,592,754 |
| Government dues:           |            |                           |
| Accrued taxes and licenses | 2,330,872  | 2,443,514                 |
| Withholding taxes payable  | 1,738,679  | 1,066,613                 |
| Philhealth                 | 13,213     | 13,575                    |
| Pag-ibig Fund              | 12,920     | 20,583                    |
| Social Security System     | 14,923     | 15,770                    |
| Fringe benefit taxes       | 0          | 7,200                     |



|                           | 2016               | 2015<br>As restated |
|---------------------------|--------------------|---------------------|
| Accounts payable – others | 591,946            | 796,336             |
| Accrued interest payable  | 6,057,388          | 4,990,510           |
| Accrued expenses – others | 31,841,960         | 65,464,231          |
| Miscellaneous liabilities | 29,451,936         | 22,584,885          |
|                           | <b>106,761,764</b> | <b>111,995,971</b>  |

Trade accounts payable represents liabilities to suppliers with credit terms ranging from 30 to 120 days from invoice date.

Accrued expenses – others in 2016 include unpaid cost of security, messengerial, and janitorial services payable to LBP Service Corporation (LBP-SC), a subsidiary of Land Bank of the Philippines, and monetary value of employees' leave credits.

Accrued expenses - others in 2015 includes provision for performance-based bonuses of employees amounting to P2.00 million.

Miscellaneous liabilities represents advance payments received from various clients that will be applied against registration and mortgage fees.

As at December 31, 2016 and 2015, the balances comprising this account will mature within the next 12 months from respective reporting dates.

## 17. EQUITY

### (a) Capital Stock

The Corporation has 50,000,000 authorized ordinary shares at P10 par value per share. The pertinent information on the components of the Corporation's capital stock as of December 31, 2016 and 2015 is presented hereunder:

|                              | 2016              | 2015              |
|------------------------------|-------------------|-------------------|
|                              | No. of Shares     |                   |
| Issued, paid and outstanding | 48,555,255        | 48,555,255        |
| Treasury stock               | (3)               | (1)               |
| Total outstanding shares     | <b>48,555,252</b> | <b>48,555,254</b> |

On July 12, 2015, one share owned by a deceased member of the Board was reacquired thereby, reducing the amount of outstanding shares to 48,555,254.

Additional two shares were reacquired in 2016 following the resignations of two members of the Board of Directors.

### (b) Retained earnings

#### Dividend declaration

In compliance with Republic Act No. 7656 requiring the GOCCs to declare and remit dividends to the National Government of at least 50 per cent of their annual earnings,

the Board of Directors of LLFC declared cash dividends to the NG through a resolution dated March 23, 2016 amounting to P80,500,000 or P1.658 per share to stockholders as of date of record December 31, 2015 and remitted/paid the same on April 8, 2016.

Appropriation of retained earnings

On April 29, 2015, the Board of Directors through Resolution No. 15-058, approved the appropriation of retained earnings amounting to P600,000,000 for the business expansion which was subsequently reported to the Securities and Exchange Commission on May 14, 2015.

Reconciliation of Retained earnings

The financial statements of the Corporation as of and for the years ended December 31, 2015 and 2014, respectively, have been restated to reflect the impact of transitional adjustments in accordance with PAS 19, as revised, and correction of prior period errors (See Note 29). Presented in the table below is a reconciliation of the retained earnings account:

|   |                     |
|---|---------------------|
| <b>At December 31, 2014, as previously stated</b>                     | <b>P731,351,192</b> |
| Add: Effect of prior period adjustment                                |                     |
| Transitional adjustment – PAS 19R                                     | 4,788,042           |
| <b>At December 31, 2014, as restated</b>                              | <b>736,139,234</b>  |
| Declaration of Cash dividend paid to the National Government          | (72,298,775)        |
| Appropriation for business expansion                                  | (600,000,000)       |
| Net income for the year ended December 31, 2015, as previously stated | 148,329,309         |
| Add/(Deduct): Effect of prior period adjustments                      |                     |
| Reversal of accruals of interest income                               | (7,330,336)         |
| Reversal of excess provision for income tax                           | 1,386,680           |
| Transitional adjustment – PAS 19R                                     | 3,182,955           |
| <b>At December 31, 2015, as restated</b>                              | <b>209,409,067</b>  |
| Cash dividend paid to the National Government                         | (80,500,000)        |
| Net income for the year ended December 31, 2016                       | 90,507,824          |
| <b>At December 31, 2016</b>   | <b>P219,416,891</b> |

**18. OTHER INCOME, NET**

This account is composed of:

|  | 2016        | 2015      |
|--|-------------|-----------|
| Fleet management service fees (Note 22)                              | 17,767,440  | 0         |
| Gain on sale of equipment and other property for lease (Note 10)     | 4,028,475   | 1,589,491 |
| Loss on derecognition of Available for Sale Financial Asset (Note 7) | (5,825,000) | 0         |
| Loss on disposal/sale of property and equipment (Note 11)            | (169,100)   | (132,227) |
| Loss on sale of non-financial assets (Note 12)                       | (261,774)   | 0         |
| Gain on disposal/sale of property and equipment (Note 11)            | 1,800       | 0         |

|                                  | 2016              | 2015             |
|----------------------------------|-------------------|------------------|
| Recovery from charged-off assets | 50,000            | 0                |
| Miscellaneous income             | 8,714,457         | 6,320,446        |
|                                  | <b>24,306,298</b> | <b>7,777,710</b> |

The Fleet management service fees represent income recognized on the 302 fully-depreciated vehicles previously out on operating lease to LBP for the repairs and maintenance expenses and other executory costs.

Miscellaneous income pertains to penalties and surcharges.

## 19. OTHER EXPENSES

Other expenses lodged under General and Administrative Expenses account in the statements of comprehensive income is comprised of:

|   | 2016              | 2015<br>As restated |
|---|-------------------|---------------------|
| Security, messengerial, janitorial and contractual services | 2,691,422         | 2,398,944           |
| Representation and entertainment                            | 2,129,833         | 2,014,493           |
| Donations and other charitable contributions                | 2,000,000         | 2,300,197           |
| Power, light and water                                      | 1,200,000         | 1,485,000           |
| Transportation and travelling                               | 1,968,609         | 1,743,398           |
| Rent (Note 20)  | 1,561,880         | 1,187,702           |
| Repairs and maintenance                                     | 1,501,078         | 858,094             |
| Postage, cables, telephone and telegram                     | 862,749           | 1,122,685           |
| Membership fees and dues                                    | 861,993           | 598,919             |
| Stationeries and supplies used                              | 792,200           | 588,567             |
| Advertising and publicity                                   | 714,412           | 836,870             |
| Management and other professional fees                      | 709,741           | 815,345             |
| Information technology                                      | 466,826           | 437,143             |
| Fuels and lubricants  | 288,924           | 271,747             |
| Data processing charges                                     | 116,367           | 90,315              |
| Periodicals and magazines                                   | 18,444            | 18,576              |
| Bank charges  | 7,052             | 5,782               |
| Miscellaneous expenses                                      | 412,642           | 674,708             |
|   | <b>18,304,172</b> | <b>17,448,485</b>   |

## 20. LEASE COMMITMENTS

The Corporation has the following lease commitments:

### Corporation as lessor

The Corporation enters into finance lease agreements over various assets. An analysis of the Corporation finance lease receivables is shown in Note 8.

Interest income earned from finance leases amounted to P273,905,140 and P319,526,503 in 2016 and 2015, respectively, as presented in the statements of comprehensive income.

The Corporation also entered into operating leases on certain motor vehicles. These operating leases are from periods ranging from six to 60 months with equal monthly rental payments as set forth in the lease agreement. Operating lease income presented under Other Income in the Corporation's statements of comprehensive income for the years ended December 31, 2016 and 2015 amounted to P46,140,175 and P45,236,905, respectively.

The carrying amount of lease deposits payable to the respective lessees as of December 31, 2016 and 2015 are presented in the table below:

|                  | 2016               | 2015               |
|------------------|--------------------|--------------------|
| Finance leases   | 234,047,462        | 224,565,612        |
| Operating leases | 9,144,318          | 9,144,318          |
|                  | <b>243,191,780</b> | <b>233,709,930</b> |

The breakdown of deposits on finance and operating leases by contractual settlement dates as at December 31, 2016 and 2015 is as follows:

|                             | 2016               | 2015               |
|-----------------------------|--------------------|--------------------|
| Due within 1 year           | 121,878,183        | 134,552,487        |
| After 1 year up to maturity | 121,313,597        | 99,157,443         |
|                             | <b>243,191,780</b> | <b>233,709,930</b> |

#### *Operating lease commitments*

Future minimum rental receivables under non-cancelable operating leases as of December 31, 2016 and 2015 are as follows:

|                             | 2016              | 2015<br>As restated |
|-----------------------------|-------------------|---------------------|
| Due within 1 year           | 17,640,704        | 26,240,220          |
| After 1 year up to maturity | 4,978,412         | 12,955,608          |
|                             | <b>22,619,116</b> | <b>39,195,828</b>   |

Chauffeur services related to the lease of vehicles are presented under the Direct Expense – Security, Messengerial, Janitorial and Contractual Services in the statements of comprehensive income. Details of which are as follows:

|                 | 2016               | 2015               |
|-----------------|--------------------|--------------------|
| Finance lease   | 114,212,796        | 110,128,707        |
| Operating lease | 21,942,886         | 21,558,354         |
|                 | <b>136,155,682</b> | <b>131,687,061</b> |

### Corporation as lessee

On February 3, 2014, the Corporation entered into an operating lease agreement for a period of one month with Campos Rueda and Sons, Inc. covering six parking slots at a monthly rental rate of P2,240, inclusive of VAT, per slot.

On June 1, 2014, the Corporation entered into another operating lease agreement with Dasein Transport Corporation wherein 57 parking slots were designated for LLFC's use at a monthly rental rate of P2,300 inclusive of VAT. Monthly billings are based on the actual number of vehicles parked. Actual number of slots used in 2016 and 2015 totalled 41 and 46, respectively.

Rental fees paid to the lessors for the years ended December 2016 and 2015 totalled P1,561,880 and P1,187,702 (Note 19), respectively.

The operating lease agreements, being temporary, may be extended or cancelled at the option of either of the parties provided that a prior written notice is given. As such, no future minimum lease payments are expected to be made.

## **21. EMPLOYEE BENEFITS**

### *(a) Compensation and fringe benefits*

Expenses recognized for salaries and employee benefits are presented below:

|                                   | 2016              | 2015<br>As restated |
|-----------------------------------|-------------------|---------------------|
| Salaries and wages                | 18,062,364        | 15,924,764          |
| Bonuses                           | 4,979,483         | 4,501,560           |
| Retirement benefit cost (Note 29) | 1,965,046         | 1,473,173           |
| Directors' remuneration           | 1,646,000         | 1,858,320           |
| Social security cost              | 893,758           | 773,774             |
| Other benefits                    | 3,561,462         | 5,587,741           |
|                                   | <b>31,108,113</b> | <b>30,119,332</b>   |

Employee benefits include annual salaries, paid sick leave, profit sharing and bonuses, and other non-monetary benefits. Total accrued compensated absences as at December 31, 2016 and 2015 amounted to P5,338,229 and P4,903,615, respectively.

### *(b) Retirement benefits*

#### *(i) Characteristics and funding*

The Corporation has a funded non-contributory defined benefit retirement plan (the Plan) covering substantially all of its officers and regular employees. Under the Plan, all covered officers and employees are entitled to cash benefits after satisfying certain age and service requirements. The retirement plan provides retirement benefits (equivalent to 22.5 days pay for every year of service) after satisfying certain age and service requirements.

The funds are administered by LBP Trust Banking Group which is responsible for investment strategy of the plan.

The Retirement Trust Fund account with LBP Trust Banking Group (LBP-TBG) was opened on November 28, 2012. Prior to the opening of Retirement Trust Fund account with LBP and the availability of the Funding Actuarial Valuation report, the Corporation accrues Retirement Costs based on actual services rendered by the employees and Article V of the LBP Subsidiaries Retirement Benefit Plan which defines the percentage of entitlement of incumbents to retirement benefits. Among the salient provisions of the Trust Agreement are the following:

- The Trustor (LLFC) shall deliver and pay to the Trustee such sums representing the annual contributions of the Trustor as provided in the Plan, starting with the contributions for the year 2012 in the amount of Six Million Seven Hundred Fifty One Thousand One Hundred Fifty Pesos and 86 Centavos (P6,751,150.86) Philippine Currency.
- The Trustor waives all its rights and interests to the money or properties which are and will be paid or transferred to the Fund, to the extent required to provide the benefits payable pursuant to the Plan.
- The Trustee shall administer the Fund to be held in trust for the purpose stated in and subject to all the terms and conditions of this Agreement as well as the Plan, which shall be deemed part of this Agreement. It shall invest and re-invest the Fund, together with all increments and proceeds in fixed-income government securities.
- The Trustee has the right and power to cause any asset acquired from the investment/re-investment of the fund to be held, registered and issued in its own name as Trustee or in the name of its nominee, provided, that the books and records of the Trustee shall at all times show that all such properties are part of the Fund. It shall open and maintain savings and/or checking account as may be determined necessary from time to time in the performance of the trust and the authority herein conferred to the Trustee as well as pay all costs, fees, charges and such other expenses connected with the investments, administration, preservation and maintenance of the Fund and to charge the same to the Fund.
- The Trustee shall exercise any right or privileges pertaining to the bonds, securities or other properties held in trust. It shall open a savings account with its own commercial banking sector, for and in the name of the Fund wherein all funds awaiting investments and those received as contribution or by way of income or earnings from the investment/re-investments of the fund may be deposited temporarily. The Trustee shall execute and deliver any and all documents and to perform any act which may be deemed necessary or proper to carry out the powers granted.
- In the management of the Fund, the Trustee shall pay to the members or the beneficiaries the benefits under the Plan upon written advice of the Trustor. It shall keep and maintain books of accounts and/or records of the

management and operations of the fund, which the Trustor or its authorized representative may inspect from time to time during office hours. It shall, at the end of every calendar quarter, submit the financial reports, i.e. Balance sheet, Statement of Income and Expenses, Schedule of Investments, Investment Activity Report statements and such other reports as may be requested by the Trustor. Such reports shall be deemed conclusive should the Trustor fail to object thereto in writing within 30 days from receipt thereof. The Trustor shall administer the funds held in trust with such degree of skill and care as a prudent man would exercise in the conduct of an enterprise of like character and with similar aims. It shall secure the Tax Exemption Certificate from the Bureau of Internal Revenue so that the Plan may be entitled to tax exemption benefits as provided by law.

- For its services, the Trustee shall be entitled to a fee equivalent to 0.5 per cent per annum of the average total assets of the Fund, computed daily and collected after the end of each calendar quarter, subject to a minimum of P10,000.00 per year. The Trustee is hereby authorized to debit its fee from the Fund. The above fee is quoted with the understanding that the same may be reviewed at the request of either party and adjusted in a mutually satisfactory basis.
- Except for fraud, bad faith or gross negligence, the Trustee shall not be liable for any loss or depreciation in the value of the Fund resulting from the investments or re-investments thereof as authorized herein, or from the performance of any act in accordance with the provision of this Agreement. This Agreement does not guarantee a yield, return or income on the investments/re-investments of the fund as the same can fall as well as rise depending on prevailing market conditions and is not covered by the Philippine Deposit Insurance Corporation (PDIC). Losses, if any, shall be for the account of the Trustor.
- This Agreement shall remain in full force and effect until the termination of the Plan, unless sooner terminated by either party hereto by giving a 30 day advance written notice to the other.

The Corporation's retirement plan is exposed to the following risks:

- *Interest rate risk*: decreases/increases in the discount rate used will increase/decrease the defined benefit obligation
- *Longevity risk*: changes in the estimation of mortality rates of current and former employees.
- *Salary risk*: increases in future salaries increase the gross defined benefit obligation.

(ii) *Actuarial assumptions*

Management has engaged the services of an independent appraiser to undertake an actuarial valuation of LLFC's plan assets and present value of its defined benefit obligation as at December 31, 2016 using the Accrued Benefit

Actuarial Cost Method (Projected Unit Credit) and in accordance with the provision of PAS 19, as revised (PAS 19R).

The valuation results are based on the employee data as of the valuation dates provided by the Corporation to the independent appraiser. The discount rate assumption is based on the PDEX (PDST-R2) benchmark market yields on government bonds as of the valuation dates (or latest available) considering the average years of remaining working life of the employees as the estimated term of the benefit obligation.

The transitional provisions of PAS 19R have been adopted initially by the Corporation in the preparation of its financial statements for the year ended December 31, 2015 with January 1, 2015 being the earliest period of application. Reference was made to the assumptions used in the actuarial valuation report as of December 31, 2003, the most recent actuarial valuation report available then, in determining the present value of plan assets and defined benefit obligation, respectively.

Variances arising from differing assumptions used to determine liabilities and expenses relative to the initial application of PAS 19R have been treated as effects of changes in accounting estimates and were accordingly accounted for prospectively in accordance with the provisions of PAS 8 on Accounting Policies, Changes in Accounting Estimates and Errors (Note 29).

The principal actuarial assumptions used as at the statements of financial position date follows:

|   | 2016  | 2015  |
|---|-------|-------|
| Discount rate   | 5.33% | 4.37% |
| Expected rate of return on plan assets                | 5.33% | 2.50% |
| Salary increase rate                                  | 7.00% | 7.00% |
| Expected average remaining working lives of employees | 40.6  | 26    |

As of December 31, 2016, the principal balance of the retirement fund stands at P8,199,927 as compared to P15,041,950 as of December 31, 2015.

The Corporation is not expected to make any contributions to the retirement plan in 2017.

*(iii) Reconciliation of defined benefit obligation and fair value of scheme assets*

|  | Defined benefit obligation |                   | Fair value of plan assets |                    | Net defined liability |                  |
|--|----------------------------|-------------------|---------------------------|--------------------|-----------------------|------------------|
|  | 2016                       | 2015              | 2016                      | 2015               | 2016                  | 2015             |
| <b>Balance, 1 January</b>                      | <b>16,154,145</b>          | <b>13,801,777</b> | <b>(9,121,183)</b>        | <b>(9,151,594)</b> | <b>7,032,962</b>      | <b>4,650,183</b> |
| Service cost – current                         | 1,581,750                  | 1,234,154         | 0                         | 0                  | 1,581,750             | 1,234,154        |
| Interest cost (income)                         | 880,401                    | 709,411           | (497,104)                 | (470,392)          | 383,297               | 239,019          |
| <b>Included in profit or loss</b>              | <b>2,462,151</b>           | <b>1,943,565</b>  | <b>(497,104)</b>          | <b>(470,392)</b>   | <b>1,965,047</b>      | <b>1,473,173</b> |
| Re-measurement loss (gain)                     |                            |                   |                           |                    |                       |                  |
| (a) Actuarial loss (gain) from:                |                            |                   |                           |                    |                       |                  |
| - Financial assumptions                        | 187,563                    | (527,550)         | 0                         | 0                  | 187,563               | (527,550)        |
| - Experience adjustments                       | (1,210,998)                | 936,353           | 0                         | 0                  | (1,210,998)           | 936,353          |
| (b) Return on plan assets (excluding interest) | 0                          | 0                 | 225,353                   | 500,803            | 225,353               | 500,803          |



|  | Defined benefit obligation |                   | Fair value of plan assets |                    | Net defined liability |                  |
|--|----------------------------|-------------------|---------------------------|--------------------|-----------------------|------------------|
|  | 2016                       | 2015              | 2016                      | 2015               | 2016                  | 2015             |
| Included in other comprehensive income | (1,023,435)                | 408,803           | 225,353                   | 500,803            | (798,082)             | 909,606          |
| <b>Balance, December 31</b>            | <b>17,592,861</b>          | <b>16,154,145</b> | <b>(9,392,934)</b>        | <b>(9,121,183)</b> | <b>8,199,927</b>      | <b>7,032,962</b> |

\*Includes P128,329 effect of change in accounting estimate.

Retirement costs are included in the "General and Administrative Expenses" account in the statements of comprehensive income, and the Corporation, having opted to avail of the Optional Standard Deduction (OSD) accordingly, did not recognize any deferred tax assets or liabilities on re-measurement gains and losses and net benefit obligation.

*(iv) Allocation of Plan Assets*

|   |                |
|---|----------------|
| Cash and cash equivalents                               | 31.71%         |
| Debt instruments – Government Bonds                     | 69.09%         |
| Others (Market gains/losses, Accrued receivables, etc.) | (0.80%)        |
|   | <b>100.00%</b> |

The Retirement Trust Fund assets are valued by the fund manager at fair value using the mark-to-market valuation. While no significant changes in asset allocation are expected in the next financial year, the Retirement Plan Trustee may make changes at any time.

*(v) Maturity Analysis: 10-year Projection of Expected Future Benefit Payments*

| Year        | Amount    |
|-------------|-----------|
| 2017        | 4,080,728 |
| 2018        | 1,624,376 |
| 2019        | 1,962,742 |
| 2020        | 125,695   |
| 2021        | 142,238   |
| 2022 - 2026 | 3,027,200 |

## 22. RELATED PARTY TRANSACTIONS

In the ordinary course of business, the Corporation enters into transactions with its Parent Bank, Land Bank of the Philippines. Under the Corporation's policy, these transactions are made substantially on the same terms as with other individuals and businesses of comparable risks. The transactions with related parties are settled in cash. No provisions are held against receivables from related parties in 2016 and 2015.

The total amount of transactions which have been entered into with Land Bank of the Philippines for the relevant financial years are as follows:

|   | 2016               | 2015        |
|---|--------------------|-------------|
| Cash  | <b>34,279,649</b>  | 35,565,518  |
| Accounts receivable (Note 8)                          | <b>253,378,565</b> | 136,202,064 |
| Net investment in lease contracts receivable (Note 8) | <b>55,544,270</b>  | 80,836,233  |

|                            |                      |                      |
|----------------------------|----------------------|----------------------|
| Bills payable              | 1,962,554,167        | 1,797,759,295        |
| Deposit on lease contracts | 17,705,658           | 51,724,308           |
| Accrued interest payable   | 5,549,187            | 4,567,463            |
| Miscellaneous liabilities  | 2,970,426            | 1,584,532            |
|                            | <b>2,331,981,922</b> | <b>2,108,239,413</b> |

The income and expenses in respect of the above enumerated transactions included in the financial statements are as follows:

|  | 2016               | 2015               |
|--|--------------------|--------------------|
| Finance lease income (Note 8)                                | 119,627,659        | 149,932,725        |
| Operating lease income (Note 8)                              | 46,140,175         | 45,236,905         |
| Fleet management service fees (Note 18)                      | 17,767,440         | 0                  |
| Interest income on deposits (Note 6)                         | 118,460            | 149,873            |
| Interest and finance charges                                 | 62,729,684         | 77,714,114         |
| Interest income on 7-day high yield savings account (Note 6) | 4,667              | 0                  |
|  | <b>246,388,085</b> | <b>273,033,617</b> |

(a) *Bills payable and Interest and Financing Charges*

Interest rates on borrowings from the parent company ranges from 2.75 per cent to 4.00 per cent. The loans are partially secured by assignment of receivables with terms of maturity ranging from 90 days to nine years.

(b) *Finance Lease Income*

The Corporation is leasing motor vehicles to its Parent Bank for a period of seven years.

(c) *Operating Lease Income*

The Corporation is leasing motor vehicles to its Parent Bank for a period of three years with renewal option included in the contracts.

(d) *Other Related Party Transactions*

Other related party transactions conducted in the normal course of business include regular banking transactions, borrowings and sharing of certain operating expenses.

The key management personnel compensations are as follows:

|  | 2016              | 2015<br>As restated |
|--|-------------------|---------------------|
| Salaries and other short-term benefits | 6,954,069         | 9,905,609           |
| Post-employment benefits               | 326,948           | 340,666             |
| Directors' remuneration                | 3,659,050         | 3,449,800           |
|  | <b>10,940,067</b> | <b>13,696,075</b>   |

Other transactions with LBP and its subsidiaries in 2015 include the payment of maintenance costs amounting to P34,355 in relation to the Corporation's investment

properties and donation of vehicles with a total net book value of P200,197 and as disclosed in Notes 9 and 10 to the financial statements, respectively.

### 23. INCOME TAXES

The income tax expense consists of:

|          | 2016              | 2015<br>As restated |
|----------|-------------------|---------------------|
| Current  | 41,745,315        | 49,841,718          |
| Deferred | 5,645,530         | (5,400,000)         |
|          | <b>47,390,845</b> | <b>44,441,718</b>   |

The reconciliation between the income tax expense computed at the statutory income tax rate of 30 per cent, and the provision for income tax expense as shown in the statements of comprehensive income is as follows:

|  | 2016              | 2015              |
|--|-------------------|-------------------|
| Net income before income tax   | 137,898,669       | 190,010,326       |
| Add/Less:  |                   |                   |
| General and administrative expenses  | 66,216,208        | 68,976,162        |
| Gross income   | 204,114,877       | 258,986,488       |
| Less: Optional Standard Deduction (40% of the total of gross income and net amount of non-deductible and non-taxable expenses amounting to P27,803,538 and P17,911,950 in 2016 and 2015, respectively) | 92,767,366        | 110,759,375       |
| Net income subject to income tax   | 111,347,511       | 148,227,112       |
| Income tax computed at statutory tax rate of 30%   | 33,404,253        | 44,468,133        |
| Tax effect of:   |                   |                   |
| Interest income subject to final tax   | (36,938)          | (44,962)          |
| Interest in arbitrage  | 15,237            | 18,547            |
| Non-deductible losses and expenses   | 14,008,293        | 0                 |
| Income tax expense   | <b>47,390,845</b> | <b>44,441,718</b> |

Income tax due, after deducting creditable withholding taxes and quarterly income tax payments, amounts to P19,692,766 and P12,309,187 as of December 31, 2016 and 2015, respectively.

Under Philippine tax laws, the Corporation is subject to percentage and other taxes as well as income taxes. Percentage and other taxes paid consist of gross receipts tax and documentary stamp tax.

Income taxes include corporate income tax and final taxes paid at the rate of 20 per cent, which is a final withholding tax on gross interest income from deposits with banks.

Current tax regulations provide that the Regular Corporate Income Tax (RCIT) rate shall be 30 per cent and interest allowed as a deductible expense shall be reduced by an

amount of 33 per cent of interest income subjected to final tax. It also provides for the change in GRT rate from five per cent to seven per cent on non-lending income.

The regulations also provide for Minimum Corporate Income Tax (MCIT) of two per cent on modified gross income. Any excess of the MCIT over the RCIT is deferred and can be used as a tax credit against future income tax liability for the next three years. In addition, the NOLCO is allowed as deduction from taxable income in the next three years from the year of inception.

MCIT computed at two per cent of gross profit amounted to P4,638,368 and P5,537,969 in 2016 and 2015, respectively.

Republic Act No. 9504, An Act Amending National Internal Revenue Code, provides that starting July 1, 2008, the optional standard deduction (OSD) equivalent to 40 per cent of gross income may be claimed as an alternative deduction in computing for the RCIT.

The Corporation has opted to use the Optional Standard Deduction (OSD). The presentation of the Statements of Comprehensive Income reflects the "Gross Income" which was the basis in computing the OSD to arrive at the taxable income. Direct expenses incurred to provide the services as provided in Section 4 of RA 16-2008 was presented as a deduction from the gross revenue.

Details of the deferred tax assets and liabilities recognized in the statements of financial position are as follows:

|                         | Balance<br>December 31, 2015<br>As Restated | Charged to<br>operations | Balance<br>December 31, 2016 |
|-------------------------|---|--------------------------|------------------------------|
| (In Philippine Peso)    |   |                          |                              |
| Deferred tax assets on: |   |                          |                              |
| Allowance for bad debts | 61,417,734                                  | (5,645,530)              | <b>55,772,204</b>            |

#### 24. MATURITY ANALYSIS OF ASSETS AND LIABILITIES *(Gross of Allowance for Probable Losses)*

|   | 2016                 |                      |                      | 2015                 |                      |                      |
|---|----------------------|----------------------|----------------------|----------------------|----------------------|----------------------|
|   | Due within 1<br>year | Due beyond<br>1 year | Total                | Due within 1<br>year | Due beyond<br>1 year | Total                |
| Financial assets:                               |                      |                      |                      |                      |                      |                      |
| Cash  | 42,510,620           | 0                    | 42,510,620           | 42,977,083           | 0                    | 42,977,083           |
| Loans and<br>receivables                        | 1,337,111,934        | 2,252,611,964        | 3,589,723,898        | 1,289,850,712        | 2,290,061,617        | 3,579,912,329        |
| Advances to<br>Officers and<br>Employees        | 731,010              | 0                    | 731,010              | 904,988              | 0                    | 904,988              |
| AFS financial<br>asset                          | 0                    | 0                    | 0                    | 5,825,000            | 0                    | 5,825,000            |
|   | <b>1,380,353,564</b> | <b>2,252,611,964</b> | <b>3,632,965,528</b> | <b>1,339,557,783</b> | <b>2,290,061,617</b> | <b>3,629,619,400</b> |
| Non-financial<br>assets:                        |                      |                      |                      |                      |                      |                      |
| Investment<br>properties                        | 0                    | 26,444,196           | 26,444,196           | 0                    | 9,784,725            | 9,784,725            |
| Equipment and<br>other<br>property for<br>lease | 0                    | 409,975,702          | 409,975,702          | 0                    | 436,601,435          | 436,601,435          |

|                                      | 2016                 |                      |                      | 2015                 |                      |                      |
|--------------------------------------|----------------------|----------------------|----------------------|----------------------|----------------------|----------------------|
|                                      | Due within 1 year    | Due beyond 1 year    | Total                | Due within 1 year    | Due beyond 1 year    | Total                |
| Property and equipment               | 0                    | 28,243,765           | 28,243,765           | 0                    | 30,285,046           | 30,285,046           |
| Non-current assets held for sale     | 0                    | 7,427,124            | 7,427,124            | 0                    | 8,714,898            | 8,714,898            |
| Other assets                         | 9,770,004            | 1,290,559            | 11,060,563           | 6,567,296            | 1,367,806            | 7,935,102            |
|                                      | <b>9,770,004</b>     | <b>473,381,346</b>   | <b>483,151,350</b>   | <b>6,567,296</b>     | <b>486,753,910</b>   | <b>493,321,206</b>   |
| <b>Total assets</b>                  | <b>1,390,123,568</b> | <b>2,725,993,310</b> | <b>4,116,116,878</b> | <b>1,346,125,079</b> | <b>2,776,815,527</b> | <b>4,122,940,606</b> |
| Financial liabilities:               |                      |                      |                      |                      |                      |                      |
| Bills payable                        | 1,180,120,000        | 998,434,167          | 2,178,554,167        | 996,800,000          | 1,200,959,295        | 2,197,759,295        |
| Trade and other payables*            | 102,651,157          | 0                    | 102,651,157          | 108,428,716          | 0                    | 108,428,716          |
| Deposits on lease contracts          | 121,878,183          | 121,313,597          | 243,191,780          | 134,552,487          | 99,157,443           | 233,709,930          |
|                                      | <b>1,404,649,340</b> | <b>1,119,747,764</b> | <b>2,524,397,104</b> | <b>1,239,781,203</b> | <b>1,300,116,738</b> | <b>2,539,897,941</b> |
| Other liabilities:                   |                      |                      |                      |                      |                      |                      |
| Income tax and other government dues | 23,803,373           | 0                    | 23,803,373           | 15,876,442           | 0                    | 15,876,442           |
| Retirement liability                 | 0                    | 8,199,927            | 8,199,927            | 0                    | 15,041,950           | 15,041,950           |
|                                      | <b>23,803,373</b>    | <b>8,199,927</b>     | <b>32,003,300</b>    | <b>15,876,442</b>    | <b>15,041,950</b>    | <b>30,918,392</b>    |
| <b>Total Liabilities</b>             | <b>1,428,452,713</b> | <b>1,127,947,691</b> | <b>2,556,400,404</b> | <b>1,255,657,645</b> | <b>1,315,158,688</b> | <b>2,570,816,333</b> |

\*Trade and other payables identified as financial liabilities do not include government dues.

## 25. OFFSETTING OF FINANCIAL ASSETS AND FINANCIAL LIABILITIES

The Corporation has not set-off financial instruments in 2016 and 2015 and does not have offsetting arrangements. Currently, financial assets and financial liabilities are settled on a gross basis; however, each party of the lease agreement will have the option to settle such amount on a net basis in the event of default of the other party. As such, the Corporation's lease contract receivables from the lessees amounting to P706,617,583 and P737,455,464 as of December 31, 2016 and 2015, respectively, can be offset by the amount of lease deposits amounting to P243,191,780 and P233,709,930 as of December 31, 2016 and 2015 (Note 20), respectively. The balance of lease contract receivables net of lease deposit amounted to P463,425,803 and P503,745,534 as of December 31, 2016 and 2015, respectively.

## 26. EARNINGS PER SHARE

The financial information pertinent to the derivation of earnings per share follows:

|   | 2016              | 2015<br>As restated |
|---|-------------------|---------------------|
| Net profit for the year                       | <b>90,507,824</b> | 145,568,608         |
| Weighted average number of outstanding shares | <b>48,555,253</b> | 48,555,255          |
| Basic earnings per share                      | <b>1.86</b>       | 3.00                |

Two outstanding shares were reacquired at various dates in 2016 following the resignations of members of the Board of Directors as disclosed in Note 17 to the financial statements (2015: 1 reacquired share in July).

There were no outstanding dilutive potential common shares as of December 31, 2016 and 2015.

## 27. FINANCIAL PERFORMANCE

The following basic ratios measure the financial performance of the Corporation:

|                          | 2016   | 2015   |
|--------------------------|--------|--------|
| Return on average assets | 2.28   | 3.67   |
| Return on average equity | 6.42   | 10.66  |
| Return on investment     | 15.10  | 24.28  |
| Debt to equity ratio     | 1.80:1 | 1.83:1 |
| Solvency ratio           | 1.56:1 | 1.55:1 |

## 28. CONTINGENCIES

### Pending Case on the Transfer of Ownership of Property

The case stems from the LLFC's purchase of a property for the account of a lease-to-own client. After the purchase, but prior to the transfer, the owner of the adjoining lot claimed that the building constructed on the purchased property had encroached on their property. The owner sued the former owner, LLFC and the DOLE as the occupant of the purchased property, claiming damages among others. The plaintiff likewise applied and was granted an Injunctive Order. Hence, LLFC was unable to transfer the title of the property to its name during the pendency of the action.

After negotiations and survey done on the properties, the plaintiffs decided to file a Motion to Withdraw Complaint, which motion was granted by the court on February 13, 2015. Plaintiffs' subsequent Manifestation with Motion praying for the dismissal of the case as well as LLFC's counterclaims was likewise granted by the court. With the lifting of the writ of preliminary injunction earlier issued against LLFC, the Corporation was able to consolidate its title to the property.

In addition to the preceding note, in the ordinary course of business, the Corporation incurs contingent liabilities and commitments arising from normal business transactions which are not reflected in the accompanying financial statements. As of December 31, 2016, Management does not anticipate significant losses from these contingencies and commitments that would adversely affect the Corporation's financial position and results of operations.

## 29. FINANCIAL STATEMENTS PRESENTATION

### a. Restatement

The financial statements of the Corporation as of and for the year ended December 31, 2016 have been adjusted to reflect the transitional adjustments on retirement benefits as a result of the latest Actuarial Valuation Report issued by an independent appraiser dated February 17, 2017 on LLFC's retirement plan (See Note 21).

The Corporation's December 31, 2015 financial statements have also been restated to reflect the adjustments relating to the following:

- a. Reversal of accruals of interest income lodged under the EOPL account and corresponding accrual of related taxes;
- b. Reversal of deferred income tax asset erroneously recognized on accumulated unrealized losses on AFS financial asset; and
- c. Reversal of over accrual for income tax payable.

#### *Reconciliation of statement of financial position*

|  | December 31, 2015         |  |             |
|--|---------------------------|--|-------------|
|  | As Previously<br>Reported | Effect of<br>Restatement<br>(In Philippine Peso) | As Restated |
| <b>ASSETS</b>                                    |                           |  |             |
| Equipment and other property for lease           | 444,317,578               | (7,716,143)                                      | 436,601,435 |
| Deferred tax asset                               | 63,165,234                | (1,747,500)                                      | 61,417,734  |
| <b>LIABILITIES</b>                               |                           |  |             |
| Trade and other payables                         | 112,381,778               | (385,807)  | 111,995,971 |
| Income tax payable                               | 13,695,867                | (1,386,680)                                      | 12,309,187  |
| Retirement liability                             | 15,041,950                | (8,008,988)                                      | 7,032,962   |
| <b>EQUITY</b>                                    |                           |  |             |
| Retained earnings                                | 207,381,726               | 2,027,341  | 209,409,067 |
| Unrealized loss on available for sale securities | (4,077,500)               | (1,747,500)                                      | (5,825,000) |
| Re-measurement of retirement benefit obligation  | (947,597)                 | 37,991   | (909,606)   |

#### *Reconciliation of statement of comprehensive income*

|  | December 31, 2015         |  |             |
|--|---------------------------|--|-------------|
|  | As Previously<br>Reported | Effect of<br>Restatement<br>(In Philippine Peso) | As Restated |
| <b>Interest Income</b>                     |                           |  |             |
| Leases                                     | 327,242,646               | (7,716,143)                                      | 319,526,503 |
| <b>General and Administrative Expenses</b> |                           |  |             |
| Retirement expense*                        | 4,656,128                 | (3,182,955)                                      | 1,473,173   |
| Taxes and licenses                         | 23,216,438                | (385,807)  | 22,830,631  |
| <b>Income Tax Expense</b>                  |                           |  |             |
| Current income tax                         | 51,228,398                | (1,386,680)                                      | 49,841,718  |

| <b>December 31, 2015</b>                                    |                                   |                                  |                    |
|---|-----------------------------------|----------------------------------|--------------------|
|   | <b>As Previously<br/>Reported</b> | <b>Effect of<br/>Restatement</b> | <b>As Restated</b> |
|   |                                   | (In Philippine Peso)             |                    |
| <b>Other Comprehensive Income</b>                           |                                   |                                  |                    |
| Re-measurement of retirement benefit obligation             | (596,739)                         | (312,867)                        | (909,606)          |
| <i>*Lodged under Compensation and other fringe benefits</i> |                                   |                                  |                    |

*b. Reclassification*

Certain reclassifications have been made to the prior year's financial statements to enhance comparability with the current year's financial statements following the adoption of the Revised Chart of Accounts prescribed by COA through their Circular No. 2016-006 dated December 29, 2016.

As a result, certain line items have been amended in the statements of financial position and the related notes to the financial statements. Comparative figures have been adjusted to conform to the current year's presentation.

The items were reclassified as follows:

As previously reported:

|   | <b>2016</b>        | <b>2015</b> |
|---|--------------------|-------------|
| Deposits in bank (Note 6)                 | <b>42,440,120</b>  | 42,917,083  |
| Loans and receivables – Financed (Note 8) |                    |             |
| Current portion, net                      | <b>818,606,723</b> | 880,138,310 |
| Non-current portion, net                  | <b>789,113,177</b> | 798,301,021 |
| Accounts receivable – others (Note 13)    | <b>731,010</b>     | 904,988     |

As reclassified:

|  | <b>2016</b>        | <b>2015</b> |
|--|--------------------|-------------|
| Cash in bank (Note 6)                        | <b>42,440,120</b>  | 42,917,083  |
| Loans and receivables – others (Note 8)      |                    |             |
| Current portion, net                         | <b>818,606,723</b> | 880,138,310 |
| Non-current portion, net                     | <b>789,113,177</b> | 798,301,021 |
| Advances to officers and employees (Note 13) | <b>731,010</b>     | 904,988     |

Fringe benefit taxes previously lodged under the Other expenses line item in the statement of comprehensive income as of December 31, 2015 has also been reclassified to the Taxes and licenses account to enhance comparability with the current year's financial statements.

### **30. SUBSEQUENT EVENTS**

*Write-off of investment in shares of stocks of Export Industry Bank (EIB)*

On February 17, 2017, the Board of Directors of LLFC thru their Resolution No. 17-020, authorized the write-off of the investment in the shares of stocks of EIB lodged in the



Available for Sale Financial Asset account in the Statement of Financial Position. Accordingly, the financial statements of LLFC have been adjusted to reflect the effect of the write-off, the objective evidence of impairment being present as at December 31, 2016.

**31. INFORMATION REQUIRED BY THE BUREAU OF INTERNAL REVENUE (BIR)**

**A. REVENUE REGULATIONS (RR) NO. 15-2010**

On November 25, 2010, the BIR issued RR No. 15-2010 which prescribes additional procedural and/or documentary requirements in connection with the preparation and submission of financial statements accompanying the tax returns. Under the said RR, companies are required to disclose, in addition to the disclosures mandated under PFRS and such other standards and/or conventions that may heretofore be adopted, in the Notes to the Financial Statements, information on taxes, duties and license fees paid or accrued during the taxable year. In compliance with the requirements set forth by RR No. 15-2010, hereunder are the information on taxes, duties and license fees paid or accrued during the taxable year.

1. LBP Leasing and Finance Corporation is a non-VAT entity under Philippine tax laws per Revenue Regulations (RR) No. 9-2004. LLFC is subject to percentage and other taxes (presented as Taxes and licenses in the statement of comprehensive income) as well as income taxes. Percentage and other taxes paid consist principally of gross receipts tax (GRT) and documentary stamp tax. LLFC was also designated by the Bureau of Internal Revenue (BIR) as withholding tax agent under Revenue Regulations (RR) No. 17-2003 and RR No. 12-94, as amended.

In compliance, LLFC pays the corresponding GRT on all items treated as gross income, and fringe benefit tax (FBT) on the benefits provided to its officers in accordance with the tax law and revenue regulation prescribing FBT. LLFC withheld corresponding taxes on payments of compensation of employees, fees to directors and cost or purchase price to contractors and suppliers of goods.

2. The documentary stamp taxes paid/accrued on loans availed and renewed during the year totalled P5,393,381.

3. Other taxes paid during the year recognized under Taxes and licenses account are the following:

|                    |            |
|--------------------|------------|
| a. Local           |            |
| Real estate taxes  | 300,756    |
| Business tax       | 20,216,939 |
| Licenses           | 1,278,765  |
| Others             | 500        |
|                    | 21,796,960 |
| b. National        |            |
| Fringe benefit tax | 6,777      |

4. The amount of withholding taxes paid for the year amounted to:

|                            |            |
|----------------------------|------------|
| Compensation and benefits  | 3,674,904  |
| Expanded withholding taxes | 17,909,844 |
|                            | 21,584,748 |

5. The Corporation has no pending tax court cases nor tax assessment notices from the BIR.

**B. REVENUE REGULATIONS (RR) NOS. 19-2011 and 2-2014**

RR No. 2-2014 prescribes the new income tax forms to be used for income tax filing starting CY 2013. Pursuant to Section 244, in relation to Sections 6(H), 51(A)(1) and 51(A)(2) of the National Internal Revenue Code of 1997 (Tax Code), as amended, these Regulations are issued to prescribe the use of revised income tax forms with bar codes, and to reflect the changes in information required from said forms. This will also enable the said forms to be read by an optical character reader for ease in scanning.

In the case of corporations using BIR Form No. 1702, the taxpayer is now required to include as part of its notes to the audited financial statements, which will be attached to the income tax return (ITR), the schedules and information on taxable income and deductions to be taken.

1. Sales/Receipts/Fees

|                     | Regular Rate            |                |
|---------------------|-------------------------|----------------|
|                     | Creditable Tax Withheld | Taxable Amount |
| Sale of services    | 18,803,516              | 394,873,836    |
| Lease of Properties | 2,197,151               | 46,140,175     |
|                     | 21,100,667              | 444,014,011    |

2. Cost of Sales/Services

|   | Amount under<br>Special Rate | Amount under<br>Regular Rate |
|---|------------------------------|------------------------------|
| Direct Charges - Salaries, Wages and Benefits | 0                            | 11,874,293                   |
| Direct Charges - Depreciation                 | 0                            | 7,630,917                    |
| Direct Charges - Outside Services             | 0                            | 136,155,682                  |
| Direct Charges - Others                       | 0                            | 83,996,877                   |
|   | 0                            | 239,657,769                  |

3. Non-Operating and Taxable Other Income

| Nature of Income           | Special Rate               |                   | Regular Rate               |                   |
|----------------------------|----------------------------|-------------------|----------------------------|-------------------|
|                            | Creditable<br>Tax Withheld | Taxable<br>Amount | Creditable<br>Tax Withheld | Taxable<br>Amount |
| Gain on sale               | 0                          | 0                 | 0                          | 4,030,275         |
| Miscellaneous income - net | 0                          | 0                 | 0                          | 26,531,897        |
|                            | 0                          | 0                 | 0                          | 30,562,172        |

4. Optional Standard Deduction (OSD)

Republic Act No. 9504, An Act Amending National Internal Revenue Code, provides that starting July 1, 2008, the optional standard deduction (OSD) equivalent to 40.00 per cent of gross income may be claimed as an alternative deduction in computing for the RCIT.

The Corporation has opted to use the Optional Standard Deduction (OSD). The presentation of the Statement of Comprehensive Income reflects the "Gross Income" which was the basis in computing the OSD to arrive at the taxable income. Direct expenses incurred to provide the services as provided in Section 4 of RA 16-2008 was presented as a deduction from the gross revenue.

5. Taxes and licenses

The documentary stamp taxes paid/accrued on loans availed and renewed during the year totalled P5,393,381.

Other taxes paid during the year recognized under Taxes and licenses account are the following:

| Particulars         | Amount            |
|---------------------|-------------------|
| a. <u>Local</u>     |                   |
| Realty taxes        | 300,756           |
| Business tax        | 20,216,939        |
| Licenses            | 1,278,765         |
| Others              | 500               |
| b. <u>National</u>  |                   |
| Fringe benefits tax | 6,777             |
|                     | <u>21,803,737</u> |

